



Florida Canary Fanciers, Inc.

28th Annual Canary Show

SATURDAY, DECEMBER 2ND, 2023

**Colorbred Canaries**

**Type Canaries**

**Finches & Softbills**

**Show Venue**

**The Wesley Center**


**Behind the 1st United Methodist Church**

**950 7th Street**

**Clermont, FL 34711**

**<https://www.floridacanaryfanciers.club>**

# BEST WISHES for a **SUCCESSFUL SHOW!**



Be sure to look for  
our

Finch Family Logo  
on every page at  
[Ladygouldian.com](http://Ladygouldian.com)

to insure that you  
are ordering from

*Laraine's*

**ONLY** website!

**Offering the finest supplements, medications and cage accessories**

- Dr. Rob Marshall Health Programmes
- Morning Bird – Bird Care Products
  - Superior Customer Service
  - Best Pricing on the Internet
- **And Introducing to the USA –**

**PERLE MORBIDE**

Be sure to use Coupon Code MINUS10 when ordering  
The Florida Canary Fanciers Club and receive a 10% discount

**Laraine McGinnis ~ 770-939-4531**



*Laraine's*  
**ladygouldian.com**  
*defying the myth of fragile gouldians*



# Welcome ALL to the Florida Canary Fanciers 2023 Colorbred & Type Canary Show

## Florida Canary Fanciers, Inc., 2023 Officers & Managers

<b>President</b>	<b>Lorelle Smith</b>
<b>Vice President</b>	<b>Mike Corbeil</b>
<b>Secretary</b>	<b>Dino Potestad</b>
<b>Treasurer</b>	<b>Ruth Ann Stearns</b>
<b>Director</b>	<b>Julio Masferrer</b>
<b>Show Manager</b>	<b>Mike Corbeil</b>
<b>Type Division Mgr.</b>	<b>Mike Corbeil</b>
<b>Colorbred Div. Mgr.</b>	<b>Luis Martinez</b>
<b>Bird Band Manager</b>	<b>Dino Potestad</b>
<b>Membership Mgr.</b>	<b>Dino Potestad</b>
<b>Technology Mgr.</b>	<b>Brenda Varhola</b>
<b>Newsletter Editor</b>	<b>Lorelle Smith</b>
<b>Webmaster</b>	<b>Barbara Rosario</b>

The FCF Club Officers and Managers are pleased to have you at the show, and we have worked diligently throughout the year to bring it to you. It has been quite a year, with Covid –19 still overshadowing all events and making things especially challenging. Though even through masks in some cases we are smiling and hoping you feel welcome and enjoy the time we will share.

We sincerely thank the corporate sponsors. The Finch Connection, Higgins Premium Pet Foods, and Laraine's Lady Gouldian., for their support of our show. Their ads are placed in this catalogue, and we highly recommend that you visit their businesses, either online or in person, and try their excellent products.

We also appreciate the sponsorship, support and involvement of individuals and clubs, whether financially, through donations of items, or the gift of precious time and talent.

Your interest and dedication to this hobby is essential to keeping it alive and preserving the many varieties of canary that we see listed in this catalogue.

We wish everyone "Good Luck", as you watch excellent birds being judges, catch up with old friends and ,meet new ones.



*Welcome!*

# Show Itinerary

## Friday, December 1st, 2023

2pm –4pm : Show loads in and sets up

4pm—6pm: Check in of birds begins

7pm: All activities in room stop and lights out for the birds

7:30pm: Dinner in adjoining room to the show hall

8:30pm: Opening ceremony and introductions

9-9:30pm: All complete

## Saturday, December 2nd, 2023

6am: Show room opens

6am-8am: Birds continue to be checked in and classed

There will be a small bagel/Danish/coffee/and juice bar available

8am: Judges walk birds and verify classing

8:30am: Judging begins at all benches

12:00 noon: Break for Lunch

1pm: Judging Resumes

4pm: Best in show judging commences

5pm: Awards

6pm: Show complete

\*\*\*Please be respectful during all judging. Limit talking so as to not overshadow the judges comments to the exhibitors. No one should attempt to or be behind at the holding tables removing or readying birds for removal while any judging is being performed. Please be respectful to those who still are having their birds judged. During show judging only stewards are allowed behind show benches in the holding areas.

# Florida Canary Fanciers, Inc.

## Bird Show Rules

- 1: All canaries must be banded with closed bands to be accepted for competition.
- 2: Judging at the Florida Canary Fancier's, Inc. (FCF") show will begin promptly at 8:00am on the day of the judging.
- 3: The entry fee will be \$4.00 per bird. There is no limit to the number of entries an exhibitor may enter.
- 4: Each competitor must complete one (or more as needed) entry sheet for each division in which his/her birds will be competing. Do NOT list birds from more than one Division on the same entry form. The divisions to be judged are Type, Colorbred Lipochrome, Colorbred Melanin and Colorbred New Color Melanin.
- 5: A novice is an exhibitor showing his/her birds for the first year. When a Novice enters the competition, he/she should mark their registration forms with an "N" to indicate their Novice status. Special awards will recognize the top Novice in Type and Colorbred.
- 6: Entries for the show should be checked in at the "registration desk" and must be positioned within the holding area no later than 10 minutes before the judging begins. The "registration desk", will close and all check-ins will be stopped at 7:50 am on the show day to allow the birds to be placed in their proper classes prior to the commencement of judging.
- 7: All birds must be checked in by the show management team. After birds are checked in, they are under the care of the show management team. Birds will not be handled by anyone other than those given authority to do so by the Show Manager. Birds in competition will be released to their owners by the show stewards at the completion of the show. If any exhibitor must leave the show early for any reason, they should contact the stewards on duty in his/her division ahead of time to allow the Show Management team to assist.
- 8: Only stewards shall have access to the staging area once a bird is checked in for competition. Exhibitors must make show stewards aware if they need access to their personal entries.
- 9: The public will have a viewing area available to them for the purpose of watching the competition. Otherwise, non-exhibitors show not have access to any birds in competition. Visitors and guests are welcome to visit the vendors selling at the show at any time.
- 10: Exhibitors are responsible for consulting the show catalog to be certain that the show tags for their entries have the proper division, section, and class information. The show management team accepts no responsibility for any inaccuracy that may exist. Birds will be entered in the class and section number indicated on the show tag and Registration Form. If help is needed in completing this task, see the Division Manager for your type of bird for assistance. Judges can preview the classifications prior to judging to ensure that the correct classifications have been made by the entrants. The judge will have the final say on acceptance, disqualification, or reclassification of any bird entered within the wrong division or class.
- 11: Neither Florida Canary Fanciers, Inc. nor any of its officers, managers, or members will be responsible for any accidents of any exhibitor, or any loss of or damage to their property.

(Rules are continued on the following page)

### FCF Bird Show Rules (continued)

12: FCF reserves the right to reject any bird entry, exhibitor, vender, or seller. All birds must be healthy and in a sanitary environment to be accepted in the show or in the sales area. Where questions exist, the Show Manager shall have the final say on acceptance or refusal for participation in the competition.

13: All decisions of the judges are final.

14: FCF advocates for the use of regulation show cages. Each cage should comply with the standard for the species and be in sanitary condition overall. The owner of each bird in the show is responsible for providing food and water for entries.

15: Tampering with show cages or show tags on ages is prohibited. Anyone found to be doing so may have ALL his/her entries disqualified. The exception to the rule is the Show Manager, who may examine tags as deemed necessary and at their sole discretion.

16: Exhibiting birds found to be altered, dyed, or tinted is prohibited. Anyone found to be doing so will be immediately evicted from the show and banned from exhibiting in future FCF shows for as long as FCF deems it appropriate. Anyone found to be removed from club membership due to inappropriate conduct to members at shows or in general, shall be banned from exhibiting in future shows for as long as FCF deems it appropriate. Such findings will be shared throughout all sister clubs and shows. Our club and our show are deemed, "safe environments", to promote both the advancement of our birds as well as the good sportsmanship and comradery and the best of both human and bird standards.

17: Sales tables may be offered, with a donation or portion of any or all sales being donated to FCF.

18: Each exhibitor and vender at the FC show is responsible for having their own Florida Wildlife Class 3 license which permits them to sell and/or exhibit birds within the State of Florida. This is issued through the Florida Fish and Wildlife Conservation Commission. It is solely the responsibility of each person or business that sells or exhibits birds to have their Class 3 License. This is not the responsibility of FCF, who is serving only as host for the event.

19: A formal presentation of awards will be held by FCF when all the entries in all divisions have been judged. These awards and presentations are limited to Colorbred and Type canaries in this show. The awards will be presented to winners of each division by the FCF Show Manager and exhibition Judges.

20: Entries may be removed from the show hall after the formal presentation of awards. No birds exhibited will be removed until the show management team, management and/or stewards check the entries and removal. Stewards will control the removal of all birds from the show.

21: Audience members and exhibitors, in and around the judging area must remain quiet and especially refrain from spoken comments about entries or about the judging process. Any person doing this will be publicly asked to stop, and continued infraction of this rule will result in the person being escorted out of the judging area for the remainder of the show.

22: The FCF Show Management, Committee and Board reserves the right to interpret all rules and regulations. It also reserves the right to amend and add to these rules as matter requiring so be deemed necessary.



# Florida Canary Fanciers

Florida Canary Fanciers, Inc. is a not-for-profit organization that supports and educates members in the hobby of keeping, breeding, raising, and showing quality canaries of all varieties: Colorbred, Type and Song.

Club members meet on the third Sunday of every other month. The meetings are held online, using GoToMeeting platform that lets us attend from any location. It also gives us the opportunity to record the educational portion of the meeting. These audio/video recordings are placed on our website in the Members Only section for members to access anytime they want to.

We publish a newsletter one week before each scheduled club meeting, which contains minutes of the previous meeting, our Treasurer's report, articles, interviews with various bird people, and information on shows and club activities.

We host a canary exhibition each Fall, which allows canary breeders to have their birds evaluated to the standards of the breed. This annual show brings in qualified judges and attracts exhibitors from near and far.

Club members may purchase engraved canary leg bands each year prior to breeding season.


---

A Membership application form is at the back of this catalogue for your convenience in either becoming a member or renewing your membership. Whether you have one pet canary or are raising the next 1st place ribbon winner, we invite you to join us.

---



♦ Visit our website at: [www.floridacanaryfanciers.club](http://www.floridacanaryfanciers.club)



**To all my friends  
and  
New friends to be.  
Best of luck at our  
show.**

**Love  
Ruth Ann Stearns**



## Division 1—Type Canaries

Section 1	-	Border Fancy
Section 2	-	Columbus Fancy
Section 3	-	Fife Fancy
Section 4	-	German Crested
Section 5	-	Gloster Corona
Section 6	-	Gloster Consort
Section 7	-	Irish Fancy
Section 8	-	Japanese Hoso
Section 9	-	Lizard
Section 10	-	Norwich
Section 11	-	Raza Espanola
Section 12	-	Scots Fancy
Section 13	-	Stafford Crested Canary
Section 14	-	Stafford Non-Crested Canary
Section 15	-	Stafford Crested Melanin
Section 16	-	Stafford Non-Crested Melanin
Section 17	-	Yorkshire
Section 18	-	Fiorino Frill
Section 19	-	Italian Giant Frill (AGI)
Section 20	-	Northern Dutch Frill
Section 21	-	Milano Frill
Section 22	-	Parisian Frill
Section 23	-	Giboso Espanol
Section 24	-	Crest-bred
Section 25	-	Lancashire
Section 26	-	Any Other Variety

\* Old Variety Canary's will have an OVCA Award for Best Old Variety in Show. These breeds are:  
Parisian Frill, AGI, Northern Dutch, Fiorino Frill, Lizard, Giboso Espanol, Crest-Bred, Scots Fancy, Lancashire  
And Milano Frill \*

# Type Division One Judging

## **Division 1—Type—Bench 1**

**Judge—David Perryman—Ireland**

**Borders, Fifes, Irish Fancy, Lizards, Norwich, Yorkshires**

---

## **Division 1—Type —Bench 2**

**Winfield Checkley—Maryland, USA**

**Columbus Fancy, German Crested, Gloster Corona,  
Gloster Consort, Japanese Hoso, Raza, Scots, Stafford's, Fiorino,  
AGI, Northern Dutch, Milano, Parisian, Giboso Espanol,  
Crest Bred, Lancashire, Harlequin, AOV**

---

## **Division 2—Colorbred—Bench 4**

**Lipochrome, Division 3—Colorbred Classic Melanin, Divi-  
sion 4—Colorbred New Color Melanin**

**Robert Trincado—Florida, USA**

---

## **Division 5—Finches & Softbills—Bench 3**

**Judge—Gene Perez—Puerto Rico**

# **Division 1—Type Canary Judge**

## **David Perryman—Ireland**



**I was born and raised in Cork, the second biggest city in Ireland . My passion for canaries started at the young age of thirteen, and thirty-five years later, I am still breeding and exhibiting canaries . My late father supported my passion, and within two years, he was more addicted to the hobby than I was . We showed as a father & son partnership for over 30 years. By the age of 20, I was elected on to the judging panel for the Irish fancy canary. The following year, I was asked to judge at the English national, I was the youngest judge to ever place the awards at the national, which was a huge honor.**

**I have judged and exhibited all over Ireland and the UK, winning numerous Best in shows with over 700 Irish fancy on display . I have made some of my best friends through the hobby we all love. I was delighted and honored to be asked to place the awards at this year's show and would like to wish all the exhibitors the best of luck for the coming show .**

### **Division 1, Type Bench 1**

#### **David will be judging:**

**Borders, Fife, Irish Fancy, Lizards, Norwich and Yorkshires**

# Division 1, Type Canary Judge

## Winfield Checkley—Maryland



I have been involved with canaries for over sixty years. I started breeding German Roller canaries as a high school project in 1958 and I was hooked with the love for canaries since then. I changed from the song category to the Colored canaries a few years later and I then settled on breeding and exhibiting of type canary categories in 1976. Since then I have been through the range of exhibition Type canaries beginning with the Belgian, Scots, Lizards, Norwich, Yorks, the Northern Southern and Parisian frills, and a few other varieties.

In 1984 Changed to focus on breeding and seriously exhibiting the Gloster Fancy, the Border Fancy and later on the Fife Fancy. I was fortunate over the years to win awards for my persistence in the shows. In 1985 my Norwich was awarded best bird in show at the American Show in Richmond VA and in 1990 my Gloster Corona won the Scannell as the Best Bird in Show out of a field of over four thousand birds in Atlanta, GA. As proof that it is not always luck, I won the Kellogg trophy for the Best Gloster at the National Bird Show a few years later. I still display on the top bench in many of the regional and national shows today.

I have judged canaries in several states and with a few foreign excursions. I divorced myself from judging colorbred Canaries in the mid-nineties as the travel and time became too demanding. I still enjoy placing the Type Birds as I have done for many years. I was selected to judge various Type Birds seven times at the National Cage Bird Show, thrice at the National Gloster Show and at dozens of regional and local shows.

I will be pleased to place the exhibits in some of the type categories at the Florida Canary Fanciers Show on December 2nd, 2023. Best of luck at the show

See you at the Florida Show later this year.

### Division 1, Type Bench 2

#### Winfield will be judging:

**Columbus Fancy, German Crested, Gloster Corona, Gloster Consort, Japanese Hoso, Raza Espanola, Scots, Stafford's, Fiorino, AGI, Northern Dutch, Milano, Parisian's, Giboso Espanol, Crest-bred, Lancashire's and AOV**

### Division 1 - Type - Section 1 - Border Fancy

Cock Classes		Classes	Hen Classes	
Old	Young		Old	Young
101	102	Yellow, Clear or Ticked	103	104
105	106	Buff, Clear or Ticked	107	108
109	110	Yellow Variegated	111	112
113	114	Buff Variegated	115	116
117	118	Yellow 3/4 Dark	119	120
121	122	Buff 3/4 Dark	123	124
125	126	Yellow Green Self or Foul	127	128
129	130	Buff Greeb Self or Foul	131	132
133	134	Yellow Cinnamon, All	135	136
137	138	Buff Cinnamon, All	139	140
141	142	White, Clear or Ticked	143	144
145	146	White Variegated	147	148
149	150	Fawn Self	151	152
153	154	Fawn Variegated	155	156
157	158	Blue Self	159	160

#### Border Fancy Canaries—Standard of Excellence

**Head and Neck 10 Points:** Head well-rounded and neat when viewed from any angle, beak fine, eyes clear and positioned to rest on an imaginary line as an extension to the line between the upper and lower mandible of the beak, very slightly forward of the central point of the head. Neck rather fine, in keeping with the head and flowing smoothly into the body lines and of sufficient length to give a free, jaunty look to the head carriage.

**Body 15 Points:** Well filled and nicely rounded running in a smooth downward curve from the gentle, smooth rise of the shoulders to the point of the tail. The chest is also nicely rounded, but not heavy. The line of the curve to the root of the tail always being downwards. Viewing from above and behind the body outline should be symmetrically pear shaped.

**Wings 10 Points:** Compact and carried close to the body, covering the back with primary and secondary flight feathers meeting at the tips. Out flight tips to meet at the root of the tail. Primaries and secondary's to be pointed.

**Legs and Feet 5 Points:** Legs of medium length and showing a little thigh. The legs should be fine yet in harmony with the size of the bird and allowing it to adopt a gay, jaunty stance. Feet in keeping with legs, both to be clean and without blemish.

**Plumage 10 Points:** Close, firm and fine quality, presenting a smooth, silken, glossy appearance, free from brownness, frill or roughness.

**Tail 5 Points:** Close packed and narrow, being nicely rounded and well filled in at the root.

**Position and Carriage 15 Points:** Semi-erect standing at an angle of about 60 degrees. Gay and Jaunty with a full poise of the head.

**Color 15 Points:** Rich, soft and pure, as level in tint as possible throughout, but extreme depth and hardness, such as color feeding gives, are debarred. Any exhibit being color fed will be disqualified.

**Size 5 Points:** The ideal length from top of the head to the tip of the tail is 5 3/4 inches, length should be proportional and balance with other features of the bird.


**Health 10 Points:** Condition and cleanliness shall have due weight.

**100 Points total**

Section Sponsored By:



# North American Border Club



North American Border Club

Raquel King

4325 Bar "J" Drive San Antonio, TX 78253

[cw.king@att.net](mailto:cw.king@att.net)

Or: [naborderclub@gmail.com](mailto:naborderclub@gmail.com)

## Division 1 Type Section 2—Columbus Fancy Canary

Division 1 Type Section 2: Columbus Fancy				
Old Cock	Young Cock		Old Hen	Young Hen
201	202	Columbus Fancy Crested	203	204
205	206	Columbus Fancy Smooth Head	207	208

**Color:** Natural; bright and rich throughout; color-fed or bred bot accepted **15 Pts.**

**Body:** Well rounded; chest is broad and full; back wide and full; neck heavy and full blending smoothly from head to shoulders; having a slightly tubular appearance. **20 Pts.**

**Smooth Head:** Large and wide in proportion with the robust size of the bird; rounded from front to back and side to side with a rise over beak; showing brows; eyes bright; unobstructed; beak short. **20 Pts.**

**Crest:** A wide oval blending smoothly into the back of the head and neck feathers; length not to exceed beyond the tip of the beak or obscure the eyes; well centered over the eye; set close to the skull without splits, horns or bare spots; eyes bright' unobstructed; beak short. **20 Pts.**

**Feathers:** Neat; silky; smoothly follows the contour of the body. **10 Pts.**

**Wings:** Evenly set; carried close to the body wit tips touching at the base of the tail. **5 Pts.**

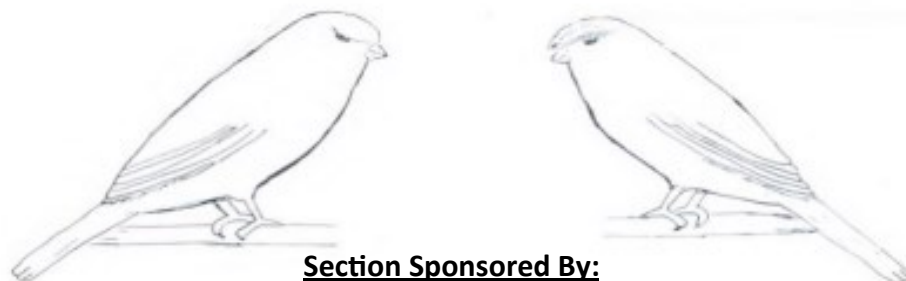
**Tail:** Short; compact; straight; carried rigidly. **5 Pts.**

**Legs and Feet:** Neat; stocky; set well back' showing no thigh. **5 Pts.**

**Size:** Substantial; all parts in proportion; ideal length 6 inches. **10 Pts.**

**General Appearance:** Alert; steady; clean and healthy; no cobbiness or feather frills; stands at a 45 degree angle over the perch; moves readily from perch to perch; shown in Columbus Fancy show cage. **10 Pts.**

**100 Pts. Total**



Section Sponsored By:

# Adriana Gonzalez

In Memorial  
With US Always



To be the best and win your class, section or even best in show, means nothing if you do not give of yourself first to all who you can. Love, in every sense of the word, means to work hard. Love is hard, and it takes time, patience and hard work. If you love your birds, love the hard parts, the feeding, the cleaning, the caring for, but also sharing that love with those who share your love. For those are the ones who will give so much back to you. Winning is nothing, sharing our love is everything.

Adriana







## FIRST COAST FINCH AND SOFTBILL SOCIETY

**Sunday, December 17, 2023**

Renaissance World Golf Village, 500 S. Legacy Trail, Saint Augustine, FL 32092

NFSS Panel Judge – Nizam Ali

**BOTH shows held in conjunction with St. Augustine Bird Expos**

“Large selection of birds, toys, cages, food, stands and much more all in one place for the general public. Ask the vendors questions and see which bird will be the best suited for your family. Get oriented on what is the proper diet, what kind of cage, stand or toys are better suited for your feathered friend. Come join us for a day full of fun with the family.”

For NFSS shows, contact for more information: Lauren Ogburn [fcfs@comcast.net](mailto:fcfs@comcast.net)

We have show cages to lend. Hope to see you there!

### Division 1 - Type - Section 3 - Fife Fancy

<u>Cock Classes</u>		<u>Classes</u>	<u>Hen Classes</u>	
<u>Old</u>	<u>Young</u>		<u>Old</u>	<u>Young</u>
301	302	Yellow, Clear or Ticked	303	304
305	306	Buff, Clear or Ticked	307	308
309	310	Yellow Variegated	311	312
313	314	Buff Variegated	315	316
317	318	Yellow 3/4 Dark	319	320
321	322	Buff 3/4 Dark	323	324
325	326	Yellow Green Self or Foul	327	328
329	330	Buff Greeb Self or Foul	331	332
333	334	Yellow Cinnamon, All	335	336
337	338	Buff Cinnamon, All	339	340
341	342	White, Clear or Ticked	343	344
345	346	White Variegated	347	348
349	350	Fawn Self	351	352
353	354	Fawn Variegated	355	356
357	358	Blue Self	359	360

**FIFE CANARIES**

**Standard Scale of Points**

- HEAD & NECK: Small, round and neat, beak fine eyes central to roundness of head and body. Neck rather fine in keeping with the head and flowing smoothly into the body lines, and of sufficient length to give a free, jaunty look to head and carriage.....10 pts
  - BODY: Well filled and nicely rounded running in a smooth downward curve from the gentle, smooth rise over the shoulders to the point of the tail. The chest also nicely rounded, but not heavy. The line of the curve to the root of the tail always being downwards. Viewed from above and behind the body outline should be symmetrical and smooth..... 10 pts
  - WINGS: Compact and carried closed to the body, meeting at the tips just below the root of the tail.....10 pts
  - LEGS: Of medium length showing a little thigh..... 5 pts
  - PLUMAGE: Close, firm, fine in quality.....10 pts
  - TAIL: Close packed and narrow being nicely rounded and filled in at the root..... 5 pts
  - POSITION & CARRIAGE: Semi-erect, standing at an angle of 60 degrees. Gay, jaunty, with full pose of head.....10 pts
  - COLOR: Rich, soft and pure, as level in tint as possible throughout, but extreme depth and hardness such as color feeding gives, are debarred.....10 pts
  - HEALTH: Condition and cleanliness shall have due weight..... 5 pts
  - SIZE: Not to exceed 4-1/4 inches..... 25 pts
- TOTAL - 100 pts**



Section Sponsored by:



Wishing  
everyone the  
very best for  
your show  
season!

Niall Hyde  
Breeder and Exhibitor



**Division 1 - Type**  
**Section 4 - German Crested**

<u>Cock Classes</u>			<u>Hen Classes</u>	
<u>Old</u>	<u>Young</u>	<u>Class</u>	<u>Old</u>	<u>Young</u>
401	402	Yellow	403	404
405	406	Red	407	408
409	410	White	411	412
413	414	Variegated - All	415	416

Standard Description of the German Crest Canary

Crest: Crest to conform with the shape of the head, which must be oval. The central point to be small and distinct. Viewed from the side the crest covers part of the beak and extends onto the nape. The crest must flow smoothly onto the nape and must not present any bald patch. The eyes must remain discernible..... 30 pts

Colour The colour must be as for Colour Canaries, being judged in accordance with the Colored Canaries standard.

No variegation is allowed.

The crest on a lipochrome bird can be clear, dark or grizzle.....20 pts

Type and Size: Type and shape is identical to the Colored Canaries.

Wings to be carried close to the body, without crossing.

Size to be between 13.5 and 14.5 cm. (5.3 to 5.7 in).....15 pts

Plumage: Even and close fitting to the body. The tail is narrow and slightly forked; length to be in proportion with that of the bird.....15 pts

Position: Alert, yet steady, standing at an angle of 45".....10 pts


Condition: Clean and in perfect condition.

For Lipochromes: with the exception of the crest, no other form of variegation is allowed.

Formation of teams: different variegation is allowed on the crests which can be clear, dark or grizzled.....10 pts

TOTAL= 100 points

SHOW CAGE: Color canaries type show cage with 2 round perches 12 mm in diameter, 12 cm apart.



# *Association of Gloster Breeders*


The Association of Gloster Breeders  
is dedicated to providing an educational platform to help promote, encourage  
and develop the proper breeding, management and showing of the Gloster Fancy  
Canary.



**We are affiliated with the International Gloster Breeders Association  
(IGBA)  
of the United Kingdom  
<https://www.glosters-usa.com>**

**Division 1 Type / Sections 5 : Gloster Corona / Section 6: Gloster Consort**

**Gloster Standards and Classes set in 2018 for all shows Nationally in the US**



<b>Corona:</b>	<b>Neatness, regular unbroken Round shape, eye discernible</b>	<b>15</b>	<b>Consort:</b>	<b>Head broad, round at every point With good rise over center of skull</b>	<b>15</b>
	<b>With definite center</b>	<b>5</b>	<b>Eyebrow:</b>	<b>Heavy showing brow</b>	<b>5</b>
<b>Body:</b>	<b>Back well filled and wings Laying close there to: full neck Chest nicely rounded without Prominence</b>	<b>20</b>	<b>Body:</b>	<b>Back well filled and wings laying Close there to Full neck. Chest nicely rounded Without prominence</b>	<b>20</b>
<b>Tail:</b>	<b>Closely folded, well carried</b>	<b>5</b>	<b>Tail:</b>	<b>Closely folded, well carried</b>	<b>5</b>
<b>Plumage:</b>	<b>Close, firm, giving a clear Appearance of good quality And natural color</b>	<b>15</b>	<b>Plumage:</b>	<b>Close, firm, giving a clear Appearance of good quality And natural color</b>	<b>15</b>
<b>Carriage:</b>	<b>Alert, quick, lively movement</b>	<b>10</b>	<b>Carriage:</b>	<b>Alert, quick, lively movement</b>	<b>10</b>
<b>Legs &amp; Feet:</b>	<b>Medium length, no blemish</b>	<b>5</b>	<b>Legs &amp; Feet:</b>	<b>Medium length, no blemish</b>	<b>5</b>
<b>Size:</b>	<b>Tendency to diminutive</b>	<b>15</b>	<b>Size:</b>	<b>Tendency to diminutive</b>	<b>15</b>
<b>Condition:</b>	<b>Health and cleanliness</b>	<b>10</b>	<b>Condition:</b>	<b>Health and cleanliness</b>	<b>10</b>
<b>Total Points:</b>		<b>100</b>	<b>Total Points:</b>		<b>100</b>

Division 1 –Type—Section 5—Gloster Corona—Section 6—Gloster Consort  
 Amount of Dark is approximate: Birds to be entered in closest class possible  
 Ticked = No more then 1 mark of 3 dark feathers together  
 (Division 1 / Glosters / Sponsored by: Association of Gloster Breeders Club)

### Section 5 : Corona

<u>Young</u>			<u>Old</u>	
Hen	Cock	Buff—(Non-Intensive)	Hen	Cock
501	502	Clear, Ticked or Grizzle	503	504
505	506	Light Variegated (Up to 25% Dark)	507	508
509	510	Half Variegated (26% to 50% Dark)	511	512
513	514	Three Parts Dark (51% to 74% Dark)	515	516
517	518	More Than 3/4 Dark (75% to 99% Dark)	519	520
521	522	Self	523	524
Hen	Cock	Yellow (Intensive)	Hen	Cock
525	526	Any Color—Clear to Self	527	528
Hen	Cock	Buff ( Non-Intensive)	Hen	Cock
529	530	Cinnamons—Ticked to 1/2	531	532
533	534	Cinnamons—3/4 Dark to Self	535	536
537	538	Whites—Clear to 1/2 Variegated	539	540
541	542	Whites—3/4 Dark to Self	543	544
545	546	All Fawns any Variegated to Self	547	548

### Section 6 : Consort

<u>Young</u>			<u>Old</u>	
Hen	Cock	Buff—(Non-Intensive)	Hen	Cock
601	602	Clear, Ticked or Grizzle	603	604
605	606	Light Variegated (Up to 25% Dark)	607	608
609	610	Half Variegated (26% to 50% Dark)	611	612
613	614	Three Parts Dark (51% to 74% Dark)	615	616
617	618	More Than 3/4 Dark (75% to 99% Dark)	619	620
621	622	Self	623	624
Hen	Cock	Yellow (Intensive)	Hen	Cock
625	626	Any Color—Clear to Self	627	628
Hen	Cock	Buff ( Non-Intensive)	Hen	Cock
629	630	Cinnamons—Ticked to 1/2	631	632
633	634	Cinnamons—3/4 Dark to Self	635	636
637	638	Whites—Clear to 1/2 Variegated	639	640
641	642	Whites—3/4 Dark to Self	643	644
645	646	All Fawns any Variegated to Self	647	648

Section Sponsored by:



The image features a decorative border with purple flowers and ribbons. The text is centered on a white background. The word "Wishing" is written in a large, black, serif font. Below it, the text "Everyone at this years" is written in a smaller, black, serif font. The next line is "Show all the best! Welcome" in the same font. The final line is "& thank you for joining us." in the same font. Below this, the name "Sandy Gonzalo Perez" is written in a large, black, serif font. Underneath the name, the text "(Exhibitor of: Gloster's, Irish Fancy & Raza's)" is written in a smaller, black, serif font. The background is white with a decorative border of purple flowers and ribbons. There are also some small, square, purple decorative elements scattered around the text.

Wishing

Everyone at this years  
Show all the best! Welcome  
& thank you for joining us.

Sandy Gonzalo Perez

(Exhibitor of: Gloster's, Irish Fancy & Raza's)



**The Irish Fancy Canary Society  
of Ireland**


**Would like to wish all exhibitors every  
success**

**At the  
Florida Canary Fanciers  
Show**

[irishfancycanarysociety@eircom.net](mailto:irishfancycanarysociety@eircom.net)

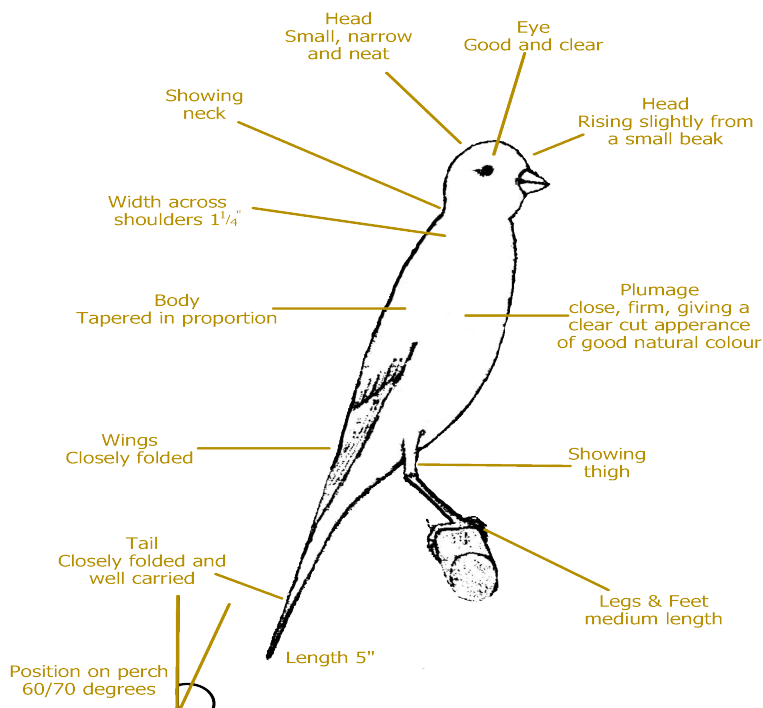


**[Irish Fancy Canary Society - facebook.com](https://www.facebook.com/groups/576884142414319)**  
<https://www.facebook.com/groups/576884142414319>



**On behalf of the officers of the Irish Fancy Canary Club of America and our great members, we would like to welcome everyone to the FCF annual show. We would like to thank all of the officers and members of the FCF for their dedication and commitment to putting on a world class show.**

**We would also like to take this opportunity to welcome Mr. David Perri-man as the Irish Fancy and Type Judge to the USA. To those familiar with the Irish Fancy in Ireland and Europe, David needs no introduction, but for those in the USA, David is one of the most respected and influential breeders in Ireland. It is truly an honor to have him here, Welcome David.**



<https://www.irishfancycanaryclubofamerica.com>

## Division 1 - Type - Section 7 - Irish Fancy

<u>Cock Classes</u>		<u>Classes</u>	<u>Hen Classes</u>	
<u>Old</u>	<u>Young</u>		<u>Old</u>	<u>Young</u>
701	702	Yellow, Clear or Ticked	703	704
705	706	Buff, Clear or Ticked	707	708
709	710	Yellow Variegated	711	712
713	714	Buff Variegated	715	716
717	718	Yellow 3/4 Dark	719	720
721	722	Buff 3/4 Dark	723	724
725	726	Yellow Green, Self or Foul	727	728
729	730	Buff Green, Self or Foul	731	732
733	734	Yellow Cinnamon	735	736
737	738	Buff Cinnamon, All	739	740
741	742	White, Clear or Ticked	743	744
745	746	White Variegated	747	748
749	750	Fawn Self	751	752
753	754	Fawn Variegated	755	756
757	758	Blue Self	759	760

### Standard Description of the Irish Fancy Canary

Head: Small, narrow and neat, showing a slight frontal rise from a small beak.

Eyes distinctly visible.

Body Width across the shoulders 33 mm.

Length 12.7 cm. ( 5inches)

The body is tapered in proportion.

Wings closely folded.

Showing neck.

Plumage: Close-fitting, compact and of good natural colour, displaying a clear outline.

Movement: Alert with quick and lively movements.

Position on perch .65° to 75°.

Tail: Closely folded and well carried.

Legs: Of medium length, showing thighs.

General Condition: Clean and healthy.

All colors are allowed, except red (color-feeding is not permitted).

SHOW CAGE: Color canary type show cage with 2 round perches 12 mm in diameter, 12 cm apart.



**Section Sponsored by:**



For the Members. . By the Members

Come Join Us in the Adventure!

*We wish all exhibitors at the FCF Show  
the best of luck.*

The United Irish Fancy Canary Society is dedicated to the promotion, education, keeping and showing of the delightfully animated Irish Fancy.

*Amongst our members are some of the best and top US National and International Irish Fancy breeders and exhibitors. Whether a seasoned fancier or new to the fancy, we would love for you to join us. A membership form can be found on our website.*

If you'd like to know more about this superb little canary and receive an Information Packet please send an email to [uifcsinfo@gmail.com](mailto:uifcsinfo@gmail.com)



Visiting our website has never been easier. Use your phones camera to scan the QR Code to the left to be taken directly to our website.

Or you can go to [www.irishfancycanary.com](http://www.irishfancycanary.com)

The United Irish Fancy Canary Society is an affiliate of and supported by the Irish Fancy Canary Society in Ireland, the birth place of the Irish Fancy canary. We are also affiliated with the Irish Fancy International of the UK.

## Division 1 - Type - Section 8 - Japanese Hosō

<u>Cock Classes</u>		<u>Classes</u>	<u>Hen Classes</u>	
<u>Old</u>	<u>Young</u>		<u>Old</u>	<u>Young</u>
801	802	Yellow, Clear or Ticked	803	804
805	806	Buff, Clear or Ticked	807	<b>808</b>
809	810	Yellow Variegated	811	812
813	814	Buff Variegated	815	816
817	818	Yellow 3/4 Dark	819	820
821	822	Buff 3/4 Dark	823	824
825	826	Yellow Green Self or Foul	827	828
829	830	Buff Green Self or Foul	831	832
833	834	Yellow Cinnamon, All	835	836
837	838	Buff Cinnamon, All	839	840
841	842	White, Clear or Ticked	843	844
845	846	White Variegated	847	848
849	850	Fawn Self	851	852
853	854	Fawn Variegated	855	856
857	858	Blue Self	859	860

### Standard Description of the Japanese Hosō

Type: Narrow, cylindrical body. Frilled feathering not allowed.....25 pts

#### Position and Carriage:

In the shape of a half moon, with thighs just visible, legs slightly angled. Jaunty carriage with plenty of action.....20 pts

Size: Maximum 11.5cm. (4 ½ inch).....20 pts

Shoulders and Back: Shoulders set high, narrow and well rounded, showing no depression between the wing butts.

Back and body well rounded, to form an arch.....15 pts

Head/Neck: Small, oval and snake-like. Neck, long and slim.....10 pts

Tail: Narrow and curving inwards as much as possible under the perch. Slightly open at tips.....5 pts

Condition: Clean and healthy. All colors are allowed

Close fitting feathering.....5 pts

**TOTAL 100 points**

**SHOW CAGE:** Border type show cage with 2 round perches 12 mm in diameter, 5 wires apart.

### Section Sponsored By

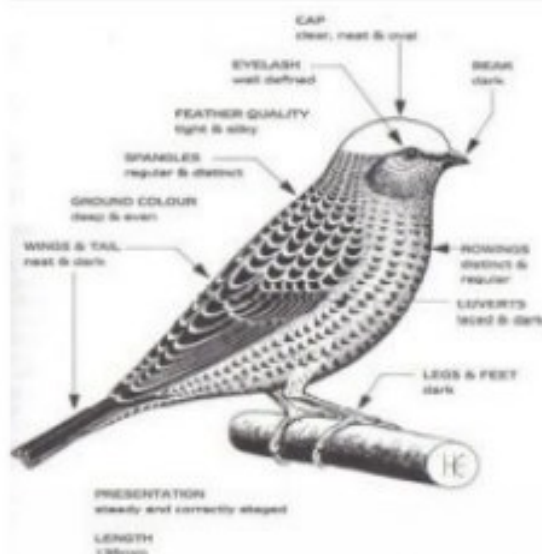
Dino Potestad and Julio Masferrer



## Division 1 - Type

### Section 9 - Lizard Canary

<u>Cock Classes</u>		<u>Class</u>	<u>Hen Classes</u>	
<u>Young</u>	<u>Old</u>		<u>Young</u>	<u>Old</u>
901	902	Silver Cap	903	904
905	906	Gold Cap	907	908
909	910	Silver Cap, Broken	911	912
913	914	Gold Cap Broken	915	916
917	918	All Non - Capped	919	920
921	922	Any Blue or Brown	923	924
925	926	Any Other Color	27	928



THE LIZARD CANARY  
SHOW FEATURES

### Scale of Points = 100 Points Total

Spangles;	For regularity and distinctness	25 Points
Feather Quality	For tightness and silkiness	15 Points
Ground Color	For depth and evenness	10 Points
Breast	For extent and regularity of Rowing's	10 Points
Wings and Tail	For neatness and darkness	10 Points
Cap	For neatness and shape	10 Points
Covert Feathers	For lacings	5 Points
Eyelash	For regularity and clarity	5 Points
Beak, Legs & Feet	For darkness	5 Points
Steadiness & Staging		5 Points

Section Sponsored By: Dino Potestad

# American Norwich Society

## Wishing all the best of luck at the Florida Canary Fanciers Show

American Norwich Society

Since 1970

MEMBERSHIP APPLICATION



YEAR: \_\_\_\_\_

Name: \_\_\_\_\_

Address: \_\_\_\_\_ City: \_\_\_\_\_ State \_\_\_\_\_

Phone: \_\_\_\_\_

Email: \_\_\_\_\_

Newsletters and any Club notifications will be emailed. Your membership must be current to order American Norwich Society leg bands. Membership is \$35 (US) per calendar year; no prorates. Bands are \$0.45 each plus \$4 shipping per order. All members are welcome to post an ad on the Club website at [americannorwichsociety.com](http://americannorwichsociety.com). Ads are \$20 per calendar year – send information to Carolyn Fenter at [csfenter@gmail.com](mailto:csfenter@gmail.com). Ads should be bird or bird-related, and the Club Board reserves the right to make final decision on the posting of all ads. All members also have the opportunity to sponsor a section at the annual National Bird Show. Sponsorships are \$35.

YES NO I would like to be listed on the ANS website and/or Facebook **Norwich Breeder List**.

Membership: \$35.00

No. of Bands: \_\_\_\_\_ (\$0.45/band) \$ \_\_\_\_\_

Shipping: \$4.00

Website ad: \$20.00

Sponsorship (\$35) or Donation \$ \_\_\_\_\_: \$ \_\_\_\_\_

**Total** \$ \_\_\_\_\_

Please make checks payable to **American Norwich Society**

Mail to: Cindy Pfluger  
100 Lake Frankston  
Frankston, TX 75763

Upon receipt of your check, your order will be filled promptly. WELCOME!!!

## Sponsor of Section 10 / Norwich



**Division 1 - Type**  
**Section 10 - Norwich**

<u>Cock Classes</u>		<u>Class</u>	<u>Hen Classes</u>	
<u>Old</u>	<u>Young</u>		<u>Old</u>	<u>Young</u>
1001	1002	Yellow, Clear or Ticked	1003	1004
1005	1006	Buff, Clear or Ticked	1007	1008
1009	1010	Yellow Variegated - All	1011	1012
1013	1014	Buff Variegated - All	1015	1016
1017	1018	Yellow Heavily Variegated to 3/4 Dark	1019	1020
1021	1022	Buff Heavily Variegated to 3/4 Dark	1023	1024
1025	1026	Yellow Green, Self or Foul	1027	1028
1029	1030	Buff Green, Self or Foul	1031	1032
1033	1034	Yellow Cinnamon Variegated Self or Foul	1035	1036
1037	1038	Buff Cinnamon Variegated Self or Foul	1039	1040
1041	1042	White, Blue, Fawn, Clear or Ticked, Var Self or Foul	1043	1044

- Type:** Short and cobby, back broad and ell filled in, showing a slight rise transversely. Chest broad and deep, giving an expansive curved front, and sweeping under From in one full curve to the tail. Ideal length 6 to 6 1/4 inches. Stance or position At an angle of about 45 degrees. **25 Pts.**
- Head:** Proportionately bold and assertive in its carriage. A full forehead rising from short Neat beak. To be well rounded over and across the skull. Cheeks full and clean featured. Eye to be well placed and discernable. **10 Pts.**
- Neck:** Short and thick, continuing the run from back of skull onto the shoulders, and from A full throat into the breast. **10 Pts.**
- Wings:** Short, well braced, meeting at the tips, to rest lightly, yet closely on the rump. **10 Pts.**
- Tail:** Short, closely packed, well filled in at the root. Rigidly carried, giving an all-of-one-Piece appearance with the body. **5 Pts.**
- Legs and Feet:** Well set back, feet perfect **5 Pts.**
- Condition:** Full bloom of perfect health, bold, bouncing in movement. **10 Pts.**
- Feather:** Close, and fine in texture, smooth, silky plumage necessary to give a clean-cut contour **10 Pts.**
- Color:** Rich, bright and level throughout, with sheen or brilliancy. Yellows a deep orange. Buffs rich in ground and well mealed. **10 Pts.**
- Staging:** Clean and correctly staged **5 Pts.**

**Total 100 Points**

**Section Sponsored By:**

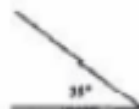
Mike Corbeil, Niall Hyde, Bennie Martinez, Dino Potestad, Lorelle Smith  
and The American Norwich Society

Division 1 - Type - Section 11 - Raza Espanola				
Cock Classes		Classes	Hen Classes	
Old	Young		Old	Young
1101	1102	Yellow, Clear or Ticked	1103	1104
1105	1106	Buff, Clear or Ticked	1107	1108
1109	1110	Yellow Variegated	1111	1112
1113	1114	Buff Variegated	1115	1116
1117	1118	Yellow 3/4 Dark	1119	1120
1121	1122	Buff 3/4 Dark	1123	1124
1125	1126	Yellow Green Self or Foul	1127	1128
1129	1130	Buff Greeb Self or Foul	1131	1132
1133	1134	Yellow Cinnamon, All	1135	1136
1137	1138	Buff Cinnamon, All	1139	1140
1141	1142	White, Clear or Ticked	1143	1144
1145	1146	White Variegated	1147	1148
1149	1150	Fawn Self	1151	1152
1153	1154	Fawn Variegated	1155	1156
1157	1158	Blue Self	1159	1160

Standard Description of the Spanish Raza Canary  
 Size Maximum 11.5 cm.  
 Breast and Back narrow and slim. Breast to match back.  
 Head Small like a peanut.  
 Neck Short and narrow well separated from the body.  
 Wings Long wings with pointed tips, without crossing.  
 Tail Tail of medium length, narrow but open at tips (fish tail).  
 Legs Thighs to be just visible, legs short and flexed (14 mm) with short toes.  
 Plumage Compact, smooth and close fitting to the body.  
 Position and movement Lively, with free and agile movement, position 45°.  
 Condition Clean and healthy. All colours are allowed except red

**Raza Espanola Standard.**

- Size 4 1/3 25 points
- Head and Neck 10 points
- Body 25 points
- Wings and Tail 10 points
- Feet and Legs 10 points
- Feather Quality 10 points
- Agility 5 points
- General Condition 5 points
- Total 100 points.**



# Division 1—Type

## Section 12—Scot Fancy

### Cock Classes

<u>Old</u>	<u>Young</u>	<u>Class</u>
1201	1202	Yellow, Clear or Ticked
1205	1206	Buff, Clear or Ticked
1209	1210	Yellow Variegated - All
1213	1214	Buff Variegated - All

### Hen Classes

<u>Old</u>	<u>Young</u>
1203	1204
1207	1208
1211	1212
1215	1216

#### SCOT FANCY

##### Scale of Points

Shape: Body long and tapering and curved in the form of a half circle, convex above, concave below, with a clean outline, feather being close, short and tight.....20 pts.

Head and Neck: Small, neat, snaky head, long tapering neck.....10 pts.

Shoulders and Back: High, narrow, rounded shoulders, well filled in. Long, narrow, well-filled back curving from shoulders to tail.....20 pts.

Tail: Long, narrow, closely folded and well curved under the perch.....5 pts.

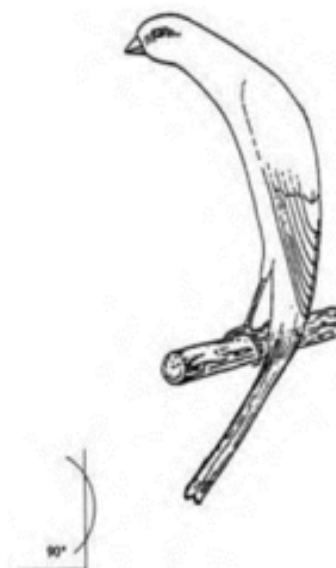
Style, Nerve and Travelling: Well raised up, forming a high circle. Bold, free and jaunty carriage with plenty of life and action .....25 pts.

Size: Approximately 6-3/4 inches (17cm).....10pts.

Quality and Condition: Clean, healthy, perfect condition.....10 pts.  
TOTAL 100 pts.

#### Section Sponsored By:

Adriana Gonzales and Dino Potestad



# Stafford Canary Club of America

Wishing all the  
best to  
everyone  
showing at the  
FCF  
Show



We do it right...

We do it together...

<http://www.staffords-usa.com>

# Stafford Canaries

## Stafford Show Points Standard

### Points

#### "CLEAR", "TICKED" OR "VARIEGATED"

Ground Coloring.....	30
Head (Crest or Non-Crest).....	30
Frosting Levels.....	15
Type.....	15
Conditioning & Feathering.....	10

Total 100

#### "MELANIN"

Melanistic Coloring.....	15
Ground Color - Melanin.....	15
Head (Crest or Non-Crest).....	30
Frosting Levels.....	15
Type.....	15
Condition & Feathering.....	10

Total 100

#### GROUND COLOR:

CLEAR: 30 POINTS

MELANIN: 15 POINTS

The accepted ground colors are Red and Rose.

RED GROUND COLOR is to be bright red, evenly distributed throughout the plumage.

ROSE GROUND COLOR is to be rich, bright pink evenly distributed throughout the plumage.

#### MELANISTIC COLORING: 15 POINTS

Includes Self, Foul & 3/4 Dark

Varieties include: Bronze, Brown, Agate, Isabel, Pastel, Ino, Opal and Satinette

#### HEAD: 30 POINTS

CREST: The crest feathers are to radiate from the center of the top of

STAFFORD CANARY DESCRIPTION OF SHOW POINTS (cont'd) the head. It should be neat and tidy and should finish level with the top of the eye. The center of the crest should be small. At the back of the head, where the crest joins the neck, the feathers should not show an obvious break.

NON-CREST: The head should have a broad well-rounded appearance from whatever angle it is viewed. The Forehead should be broad and have a good rise above the beak. The head should have a browy appearance, e.g., adequate feathering above the eyes. Because of this heavy feathering above the eyes, the beak should appear smaller in comparison to other breeds.



## FROSTING LEVELS: 15 POINTS

There are three distinct feather types: NON-FROSTED, FROSTED and

### MOSAIC (Dimorphic)

**NON-FROSTED FEATHER TYPE:** Ideally, there should be no frosting on the feathers. If frosting is present it should be an absolute minimum.

**FROSTED FEATHER TYPE:** The ends of each feather should show distinct white frosting with the appearance of each feather showing 50% frosting and 50% Red or Rose ground color. Frosting should be evenly distributed throughout the entire plumage. Major faults being, over frosted back and under-frosted breast.

**MOSAIC (Dimorphic) FEATHER TYPE:** The feathers should show a good contrast between the snow white main body feathers and the four Red or Rose color points: (1) face, (2) shoulder, (3) rump, (4) chest.


Cocks should have a Goldfinch-type facial blaze and hens should have red eyebrows.

## TYPE: 15 POINTS

**Size:** should be 5" from head to tail. Stance is to be approximately 45 degrees. Tail is to be short and closely packed. Wings are to be compact and set close to the body. Body is to be robust with a well-rounded breast and broad back. Legs are to be of medium length and well set back. All nails are to be present and legs to be free from scales.

## CONDITIONING AND FEATHERING: 10 POINTS

To be shown in perfect condition, eyes clear and bright, feathering tight and silky, and in a clean standard show cage approved by the SCCA.



## Division 1—Type

### Section 13 - Stafford Crested

<u>Class</u>		<u>Canary</u>		<u>Class</u>
1301	Frost	Clear Red Ground		NonFrost 1302
1303	Frost	Ticked or Variegated Red Ground		NonFrost 1304
1305	Hen	Clear Red Ground Mosaic		Cock 1306
1307	Hen	Ticked or Variegated Red Ground Mosaic		Cock 1308
1309	Frost	Clear Rose Ground		NonFrost 1310
1311	Frost	Ticked or Variegated Rose Ground		NonFrost 1312
1313	Hen	Clear Rose Ground Mosaic		Cock 1314
1315	Hen	Ticked or Variegated Rose Ground Mosaic		Cock 1316

### Section 14 - Stafford Non - Crested

<u>Class</u>		<u>Canary</u>		<u>Class</u>
1401	Frost	Clear Red Ground		NonFrost 1402
1403	Frost	Ticked or Variegated Red Ground		NonFrost 1404
1405	Hen	Clear Red Ground Mosaic		Cock 1406
1407	Hen	Ticked or Variegated Red Ground Mosaic		Cock 1408
1409	Frost	Clear Rose Ground		NonFrost 1410
1411	Frost	Ticked or Variegated Rose Ground		NonFrost 1412
1413	Hen	Clear Rose Ground Mosaic		Cock 1414
1415	Hen	Ticked or Variegated Rose Ground Mosaic		Cock 1416



## Division 1—Type

<u>Class</u>	<u>Section 15 - Stafford Crested Melanin Canary</u>	<u>Class</u>	
1501 Frost	Red Bronze, Self, Foul or 3/4 Dark	NonFrost	1502
1503 Frost	Red Brown, Self, Foul or 3/4 Dark	NonFrost	1504
1505 Frost	All Other Red Ground, Self, Foul or 3/4 Dark	NonFrost	1506
1507 Hen	All Red Ground Melanin Mosaics, Self, Foul or 3/4 Dark Including Agate, Isabel, Pastel, Ino and Satinette	Cock	1508
1509 Frost	Rose Bronze, Self, Foul or 3/4 Dark	NonFrost	1510
1511 Frost	Rose Brown, Self, Foul or 3/4 Dark	NonFrost	1512
1513 Frost	All Other Rose Ground, Self, Foul or 3/4 Dark Including Agate, Isabel, Pastel, Ino and Satinette	NonFrost	1514
1515 Hen	All Rose Ground Melanin Mosaics, Self, Foul or 3/4 Dark	Cock	1516

<u>Class</u>	<u>Section 16 - Stafford Crested Melanin Canary</u>	<u>Class</u>	
1601 Frost	Red Bronze, Self, Foul or 3/4 Dark	NonFrost	1602
1603 Frost	Red Brown, Self, Foul or 3/4 Dark	NonFrost	1604
1605 Frost	All Other Red Ground, Self, Foul or 3/4 Dark	NonFrost	1606
1607 Hen	All Red Ground Melanin Mosaics, Self, Foul or 3/4 Dark Including Agate, Isabel, Pastel, Ino and Satinette	Cock	1608
1609 Frost	Rose Bronze, Self, Foul or 3/4 Dark	NonFrost	1610
1611 Frost	Rose Brown, Self, Foul or 3/4 Dark	NonFrost	1612
1613 Frost	All Other Rose Ground, Self, Foul or 3/4 Dark Including Agate, Isabel, Pastel, Ino and Satinette	NonFrost	1614
1615 Hen	All Rose Ground Melanin Mosaics, Self, Foul or 3/4 Dark	Cock	1616





## Division 1—Type Section 17 —Yorkshire

<u>Old Cock</u>	<u>Yng Cock</u>	<u>Class</u>	<u>Old Hen</u>	<u>Yng Hen</u>
1701	1702	Yellow, Clear or Ticked	1703	1704
1705	1706	Buff, Clear or Ticked	1707	1708
1709	1710	White, Clear or Ticked	1711	1712
1713	1714	Yellow Green, Variegated	1715	1716
1717	1718	Buff Green, Variegated	1719	1720
1721	1722	Yellow Cinnamon, Variegated	1723	1724
1725	1726	Buff Cinnamon, Variegated	1727	1728
1729	1730	White, Variegated	1731	1732
1733	1734	Green, Self or Foul	1735	1736
1727	1738	Cinnamon, Self or Foul	1739	1740
1741	1742	White (Blue or Fawn), Self or Foul	1743	1744

**Head:** Full, round and clearly defined back skull that is deep and carried back in line with Rise in shoulders. Eyes as near the center of the head as possible. Shoulders Proportionately broad, rounded and carried well up to, and gradually merging Into the head. Breast full and deep, corresponding to the width and rise of the Shoulders and carries up full to the base of the back which should be neat and fine. **20 Pts.**

**Body:** Well rounded and gradually tapered throughout to the tail **10 Pts.**

**Position:** Attitude erect with fearless carriage, legs long without being stilty and a slight Lift to the tail. **25 Pts.**

**Feather:** Close, short, tight. Wings proportionately long and evenly carried down the center Of the back. Firmly set on a compact and closely folded tail. **25 Pts.**

**Size:** Length approximately 6 3/4 inches, with corresponding symmetrical proportions. **10 Pts.**

**Condition:** Health, cleanliness and sound feather. Color pure and level **10 Pts.**


**Total 100 Points**



**Section Sponsored By:**

Niall Hyde, Dino Potestad

*Old Varieties Canary Association USA*



**Welcome to the Old Varieties Canary Association**

**The purpose of the Old Varieties Canary Association is to promote the breeding and exhibition of the following breeds (types) of canary: Parisian Frill, Italian Giant Frill, Northern Frill, Southern Frill, Scot Fancy, Lancashire, Lizard, Belgian Fancy, Padovan Frill, Crest Bred, Fiorino Frill, Gibber Italicus Frill, Old Crested, Giboso Espanol, Red Frill, Swiss Frill.**

## Division 1 - Type - Section 18 - Fiorino Frill

<u>Cock Classes</u>		<u>Classes - Crested</u>	<u>Hen Classes</u>	
<u>Old</u>	<u>Young</u>		<u>Old</u>	<u>Young</u>
1801	1802	Yellow, Clear or Ticked or Grizzled Crest	1803	1804
1805	1806	Yellow Green, Variegated Crest	1807	1808
1809	1810	Yellow Cinnamon, Variegated Crest	1811	1812
1813	1814	Buff, Clear, Ticked or grizzled Crest	1815	816
1817	1818	Buff Green, Variegated Crest	1819	1820
1821	1822	Buff Cinnamon, self, Foul, or Var Crest	1823	1824
1825	1826	White, Variegated and Color Crest	1827	1828
1829	1830	Fanw, Self, Foul or Var. Crest	1831	1832
1833	1834	Any other color Crest	1835	1836
		<b><u>Classes - Non-Crested</u></b>		
1837	1838	Yellow, Clear or Tk'd or Grizzled NonCrest	1839	1840
1841	1842	Yellow Green, Var. Non- Crest	1843	1844
1845	1846	Yellow Cinnamon, Variegated NonCrest	1847	1848
1849	1850	Buff, Clear, Ticked or grizzled NonCrest	1851	1852
1853	1854	Buff Green, Variegated NonCrest	1855	1856
1857	1858	Buff Cinn., self, Foul, or Var NonCrest	1859	1860
1861	1862	White, Variegated and Color NonCrest	1863	1864
1865	1866	Fanw, Self, Foul or Var. NonCrest	1867	1868
1869	1870	Any other color Crest	1871	1872

### Standard & Scale of Points



<b>Size:</b>	Full shape, length 13 cm. Esteemed is the inferior length, perfectly proportioned	15 points
<b>Carriage:</b>	Erect, head, body and tail straightly lined, horizontal angularity of 55 degrees	10 points
<b>Plumage:</b>	Silky, voluminous, tidy, smooth abdomen, all colors are valid	10 points
<b>Shoulders:</b>	Well proportioned, symmetric, voluminous, thick, wide, and spread on all back	10 points
<b>Hips:</b>	Voluminous (thick and wide), supported, symmetric curved upwards until they Go beyond the shoulders	10 points
<b>Jabot,</b>	Full symmetric, well projecting, with no upper cavity.	10 points
<b>Head and Neck:</b>	<u>Tufty</u> , clear tuft, central and symmetric that permits to see the eyes – <u>Smooth</u> <u>Head</u> , round head, outlined eyebrows, <u>Neck</u> smooth strong and neatly separated From the Jabot.	15 points
<b>Wings:</b>	Regular, feathers have to be integral, normally developed and imbricated. Well brought, adherent to the body, nor do they have to fall, nor cross one Another.	5 points
<b>Lower Lines:</b>	In good extension, tarsus, fingers and nails strong and regular	5 points
<b>Tail:</b>	Straight, compact, homogeneous, short and narrow	5 points
<b>General Condition:</b>	Clean, lively, healthy state.	5 points
	<b>Total</b>	<b>100 points</b>

## Division 1 - Type - Section 19 - AGI (Italian Giant Frill)

<u>Cock Classes</u>		<u>Classes</u>	<u>Hen Classes</u>	
<u>Old</u>	<u>Young</u>		<u>Old</u>	<u>Young</u>
1901	1902	Clear or Ticked	1903	1904
1905	1906	Variegated	1907	1908
1909	1910	Green, Self or Foul	1911	1912
1913	1914	White, Blue, Ticked or Variegated	1915	1916

### Standard Description of the Italian Giant Frill

#### Head/Neck and "Raised Collar"

The head is rounded and very voluminous, in the shape of a hood that can be full or partial. The head derives its shape from the very important and typical characteristic of the Italian Giant Frill/Arricciato Gigante Italiano (A. G. I.) known as the "raised collar". Along the front, the "raised collar" blends neatly with the feathers of the neck and shaped in the form of a gutter. The feathers of the neck project upwards to form from behind, around the area of the nape, the "raised collar". The beak is conical with a wide base..... 15 pts

Flanks: Well developed and symmetrical, showing no looseness, with very fine and silky feathers that rise and curve to come alongside the wings.....15 pts

Size: Minimum length 21 cm, (8.3 in) with proportionate type.....10 pts

Plumage: Soft and fine, very voluminous, neat. All colors are allowed.....10 pts

Mantle and Bouquet: Composed of very broad and long feathers that part from a point on the center of the back and extend symmetrically towards the head and over the sides, to form a "rose-shaped" mantle. Fine and silky feathers, in the form of a bouquet, fall from the rump and over both sides to complete the mantle.....10 pts

Jabot and Abdomen: The feathers on the jabot converge upwards from both sides, in a forward manner, forming a "fan" that extends right up to the edge of the head collar, to show no cavity. From the abdomen, feathers project forwards and upwards to join up with the jabot, showing no cavities. The abdominal area appears very rough feathered.....10 pts

Tail: Compact, very long with "square" end, showing an abundance of long cock feathers and dense under-tail coverts.....10 pts

Position: Erect with fearless carriage, standing at an angle of not less than 60°. The tail is carried in line with the body or slightly drooped.....5 pts

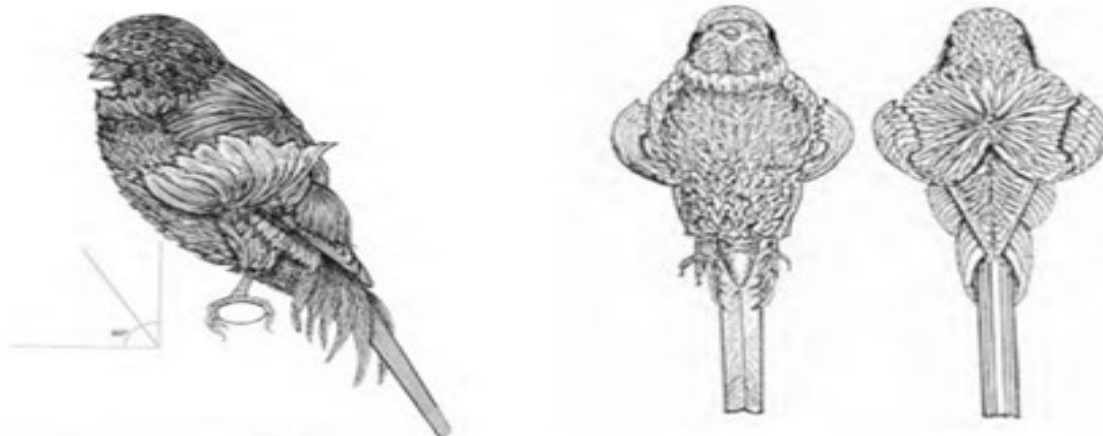
Wings: Long and even, carried close to the body. Slight crossing of the tips of the wings is allowed.....5 pts

Legs: Sturdy legs and feet, with strong grip on the perch.

Corkscrew-like nails.....5 pts

General Condition: Active, clean and healthy..... 5 pts

**SHOW CAGE:** Parisian Frill type show cage with 2 round perches 14 mm in diameter, 10 wires apart. The feeder to be placed on a slightly higher level than the perch.



## Division 1 - Type - Section 20 - Northern Dutch Frill

<u>Cock Classes</u>		<u>Classes</u>	<u>Hen Classes</u>	
<u>Old</u>	<u>Young</u>		<u>Old</u>	<u>Young</u>
2001	2002	Clear or Ticked	2003	2004
2005	2006	Variegated	2007	2008
2009	2010	Green, Self or Foul	2011	2012
2013	2014	White, Blue, Ticked or Variegated	2015	2016

### NORTHERN DUTCH FRILL

Standard and Scale of Points

LEGS AND FEET: Long thighs, normally feathered, legs not too bent..... 10 pts.

HEAD AND NECK: Slightly raised, small and without frills..... 15 pts.

SIZE: About 17 centimeters, 7-1/4 inches..... 10 pts.

MANTLE: Symmetrical, well proportioned, without any additional frilling..... 15 pts.

FLANKS: Full, bulky, even, rising towards the shoulders..... 15 pts.

BREAST: Frills symmetrical and complete..... 15 pts.

CONDITION: Healthy, clean and entire..... 10 pts.


PLUMAGE: Frills undamaged and symmetrical..... 10 pts.

TOTAL 100 pts.



## Division 1 - Type - Section 21 - Milano Frill

<u>Cock Classes</u>		<u>Classes</u>	<u>Hen Classes</u>	
<u>Old</u>	<u>Young</u>		<u>Old</u>	<u>Young</u>
2101	2102	Clear or Ticked	2103	2104
2105	2106	Variegated	2107	2108
2109	2110	Green, Self or Foul	2111	2112
2113	2114	White, Blue, Ticked or Variegated	2115	2116



**MILANO**


## Division 1 - Type - Section 22 - Parisian Frill

<u>Cock Classes</u>		<u>Classes</u>	<u>Hen Classes</u>	
<u>Old</u>	<u>Young</u>		<u>Old</u>	<u>Young</u>
2201	2202	Clear or Ticked	2203	2204
2205	2206	Variegated	2207	2208
2209	2210	Green, Self or Foul	2211	2212
2213	2214	White, Blue, Ticked or Variegated	2215	2216

### PARISIAN FRILL

Standard and Scale of Points

SIZE AND SHAPE: From 19 to 22 cm. (7-1/2 to 8-1/2 in) well built.....	10 pts.
FEATHERING: Very even, fine and long, or crisp and short.....	10 pts.
POSITION: Well poised, massive and symmetrical disposition of feathers.....	10 pts.
MANTLE: Abundant and well developed, with frills reaching almost to the rump.....	15 pts.
BREAST FEATHERS: Double frills, well furnished and symmetrical.....	10 pts.
FLANKS: Symmetrical with mantle and jabot. Rising well over the wings and shoulders.....	10 pts.
HEAD AND NECK: Frills on the head of the type "Callotte" or the type "Casquette". Perfect transition from head to body.....	8 pts.
TAIL COVERTS: Falling evenly from the rump on either side.....	5 pts.
WINGS: Long and close to the body.....	5 pts.
LEGS AND FEET: Well developed. Nails like a corkscrew.....	5 pts.
TAIL: Long and large. Tips of the quills in line.....	4 pts.
CONDITION: Vigorous, with poise. General impression massive and symmetrical.....	8 pts.
<b>TOTAL 100 pts.</b>	



## Division 1 - Type - Section 23 - Giboso Espanol

<u>Cock Classes</u>		<u>Classes</u>	<u>Hen Classes</u>	
<u>Old</u>	<u>Young</u>		<u>Old</u>	<u>Young</u>
2301	2302	Clear or Ticked	2303	2304
2305	2306	Variegated	2307	2308
2309	2310	Green, Self or Foul	2311	2312
2313	2314	White, Blue, Ticked or Variegated	2315	2316

### Standard and Scale of Points

**Position and Type:** In the shape of a figure "1".

In working/show position the head and the neck form an angle of 45° - 60° with the body. Showing distinctly the areas of frilled and smooth feathering.....20 pts

**Neck:** Very long, slender, smooth feathered and projecting downwards.....20 pts

**Legs:** Very long and stiff, thighs devoid of feather on the front and angled slightly back.....10 pts

**Jabot:** Proportionate, with frilled feathers that curl inwards from both sides towards the centre, in such a manner as to expose the totally bare breast bone. Underparts to be smooth-feathered.....10 pts

**Wings and Back:** Long, close fitting to the body, without crossing and with the tips lying off from the body. Proportionate, with high shoulders showing symmetrical frilled feathers that fall to both sides from a central back parting to form a mantle which is sparse and close fitting to the back.....10 pts

**Size:** Minimum 17 cm.....10 pts


**Head:** Snake-like and proportionate, smooth feathered. Beak conical and proportionate.....5 pts

**Tail:** Proportionate, narrow, curving slightly inwards to just touch the perch.....5 pts

**Fins (Flanks):** Frilled feathers that part from both sides of the body to form two symmetrical small fins that curve backwards.....5 pts

**General Condition:** Clean and healthy, well used to the cage.....5 pts

**Feather quality:** tight and close-fitting over the areas of smooth feathering and sparse over the areas of frilled feathering.  
Colour: All colours are allowed.....5 pts



**GIBOSO**



## Division 1 - Type - Section 24 - Crest-Bred

<u>Cock Classes</u>		<u>Classes - Crested</u>	<u>Hen Classes</u>	
<u>Old</u>	<u>Young</u>		<u>Old</u>	<u>Young</u>
2401	2402	Crest-Bred, Clear or Ticked	2403	2404
2405	2406	Crest-Bred, Green Variegated	2407	2408
2409	2410	Crest-Bred Cinnamon Variegated	2411	2412
2413	2414	Crest-Bred White Ground Variegated	2415	2416
2417	2418	Crest-Bred, Self or Foul	2419	2420
2421	2422	Fawn Variegated	2423	2424
2425	2426	Fawn, Self or Foul	2427	2428
2429	2430	Cinnamon Variegated	2431	2432
2433	2434	Cinnamon, Self or Foul	2435	2436

### **Crest (Crested) or Crest bred**

**(Head/Neck) including Beak/Eyebrows**

**50 points**

**Plumage/Tail/Wings/Color**

**20 points**

**Shape/Size**

**15 points**

**Condition**

**10 points**

**Feet/Legs**

**5 points**


**Total**

**100 points**

## Crest Bred

The Crested Canary still has a specialist society of its own to cater for its needs because it is one of the oldest, as well as one of the most famous of English breeds. The principal feature of this variety is of course its crest but, as with other crested breeds, there are also plain headed individuals, known as Crest-bred, which form an integral part of the breed as a whole and are essential to the correct breeding procedure.

The Crested Canary is a largish bird with a profusion of feathering on head and body. It has a massive head, a short, thick neck and a broad, deep body, fairly low across the perch and with legs set well back. The crest itself can never be too large and round and it consists of broad, leafy feathers which radiate evenly all round from a small, neat centre and droop well down over the beak and eyes.



### Standard Description of the Crested-Crestbred

**Crest (Crested):** Size and formation of the crest shall be the first consideration; a crest cannot be too large. It should consist of an abundance of broad, long and veiny feathers evenly radiated from a small center, well over eyes, beak and poll. A good crest may be flat if well filled in at the back and without splits, but a drooping or weeping crest shall have preference.

**Head and Neck (Crestbred):** The Crest-bred should have a large and round head, broad at every part with a small beak and an abundance of long, broad feathers commencing at entrance of beak continuing over the crown and flowing well down the poll and should be well browed. In a good Crest-bred the feathers of the crown when turned over should reach the end of the beak, and the heavy brows should give the bird a sulk appearance without brushing.

**Beak:** Small and neat. **Eyebrows:** Heavy and overhanging..... 50 pts

**Plumage/Tail/Wings/Colour**

Tail short and narrow.

Wings not extending beyond root of tail nor crossed at tips but fitting closely to the body. Feathers should be smooth and show no frillings on breast, cock feathers symmetrical on both sides of root of tail.

All colors are allowed except red.....20 pts

**Shape:** The body should in shape resemble that of the bullfinch possessing substance in proportion to its length, nicely arched, full and well circled chest, neck full and short.

**Size** ±17cm (6.7 in)..... 15 pts

**Condition:** Clean and healthy; well used to the cage..... 10 pts

**Feet /Legs:** Short legs with thighs and hocks well set back.....5 pts

TOTAL 100 points

**SHOW CAGE:** Color canaries type show cage with 2 round perches 14 mm in diameter, 12 cm apart.




## Division 1 - Type - Section 25 - Lancashire

<u>Cock Classes</u>		<u>Classes - Crested</u>	<u>Hen Classes</u>	
<u>Old</u>	<u>Young</u>		<u>Old</u>	<u>Young</u>
2501	2502	Yellow Clear Crested	2503	2504
2505	2506	Buff Clear Crested	2507	2508
2509	2510	Yellow Non-Crested	2511	2512
2513	2514	Buff Non-Crested	2515	2516
2517	2518	Yellow Grizzled Crested	2519	2520
2521	2522	Buff Grizzled Crested	2523	2524
2525	2526	Yellow Grizzled Non-Crested	2527	2528
2529	2530	Buff Grizzled Non-Crested	2531	2532
2533	2534	Any Other Color	2535	2536

### **Old Varieties: Lancashire**

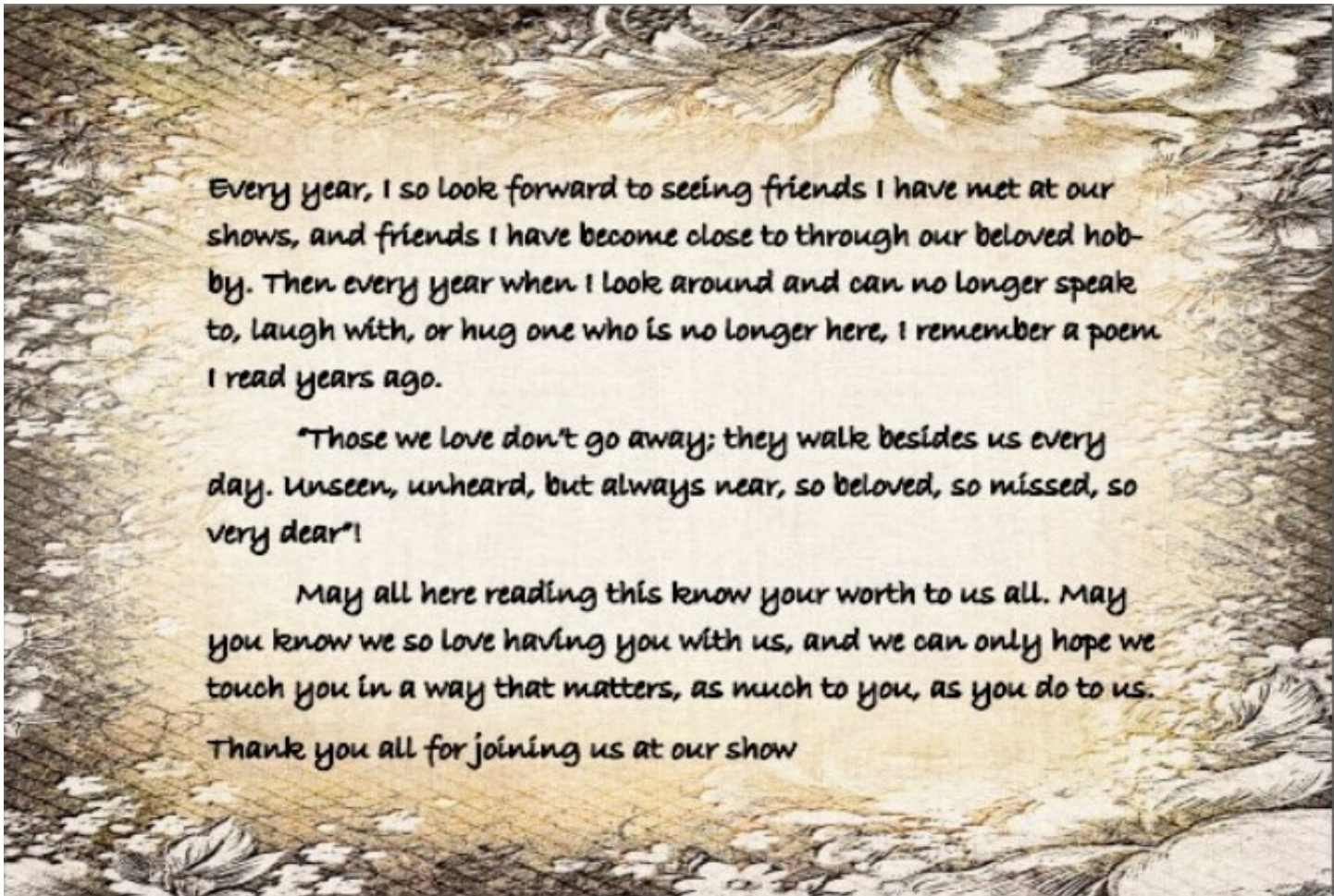
#### Standard & Scale of Points

<b>Head</b> - Cobby	30 points
<b>Neck</b> - for fullness and thickness	10 points
<b>Back</b> - round, full and long	10 points
<b>Length</b> of bird and substance	25 points
<b>Position</b> - Upstanding position and type	15 points
<b>Condition</b> and cleanliness	10 points
<b>Total</b>	<b>100 points</b>



## Division 1- Type - Section 26 - Any Other Variety

<u>Cock Classes</u>		<u>Classes / Crested</u>	<u>Hen Classes</u>	
<u>Old</u>	<u>Young</u>		<u>Old</u>	<u>Young</u>
2601	2602	Belgian Fancy - All	2603	2604
2605	2606	Harlequin - All	2607	2608
2609	2610	Hartz Canary - All	2611	2612
2613	2614	Gibber Italicus - All	2615	2616
2617	2618	Any Other Variety - All	2619	2620



Every year, I so look forward to seeing friends I have met at our shows, and friends I have become close to through our beloved hobby. Then every year when I look around and can no longer speak to, laugh with, or hug one who is no longer here, I remember a poem I read years ago.

*\*Those we love don't go away; they walk besides us every day. Unseen, unheard, but always near, so beloved, so missed, so very dear\*!*

May all here reading this know your worth to us all. May you know we so love having you with us, and we can only hope we touch you in a way that matters, as much to you, as you do to us.

Thank you all for joining us at our show

# Type Canary Breeds, World Recognized Today

## Smooth Feathered

- a) Portuguese Harlequin
    - Crested (Poupa)
    - Non-Crested (par)
  - b) Bernois
  - c) Border
  - d) Bossi belge
  - e) Crest
    - Crested
    - Crestbred
  - f) Fife Fancy
  - g) Gloster
    - Corona
    - Consort
  - h) Japanese Hoso
  - i) German crested
  - j) Irish Fancy
  - k) Lancashire
    - Crested
    - Non-crested
  - l) Lizard
    - Blue (White ground)
    - Golden (intensive, intensive red)
    - Silver (non-intensive, non-intensive red)
  - m) Llarguet Español
  - n) Münchener
  - o) Raza Española
  - p) Norwich
  - q) Rheinländer
    - Crested
    - Non-crested
  - r) Scotch Fancy
  - s) Salentino
    - Crested
    - Non-crested
  - t) Yorkshire
- 2) New breeds in recognition
- a) Benacus, London Fancy, Persia Rasmi

# Type Canary Breeds, World Recognized Today

## Frilled Feathered

## Colors

- a. A.G.I.
- b. Fiorino
  - Crested
  - Non-crested
- c. Parisian Frill
- d. Swiss Frill
- e. Southern Frill
- f. Northern Frill
- g. Giraldillo Sevillano
- h. Gibber Italicus
- i. Giboso Español
- j. Mehringer
- k. Mélado Tinerfeño
- l. Padovan
  - Crested
  - Non-crested
- m. Rogetto

Red factor allowed	Red factor not allowed
AGI	Bernois
Portuguese Harlequin	Border Fancy
Fiorino	Bossu Belge
Northern Frill	Crestbred
Parisian Frill	Crested
Southern Frill	Fife Fancy
Gibber Italicus	Swiss Frill
Giboso Español	Gloster Consort
German Crested	Gloster Corona
Japanese Hoso	Irish Fancy
Lizard	Lancashire
Larguet	Münchener
Mehringer	Raza Española
Mélado Tinerfeño	Scotch Fancy
Norwich	
Padovan	
Rheinländer	
Rogetto	
Il Salentino	
Yorkshire	



# Breed and country of origin

## England

<p><b>Scotch Fancy</b></p> 	<p><b>Border Fancy</b></p> 	<p><b>Fife Fancy</b></p> 
<p><b>Norwich</b></p> 	<p><b>Yorkshire</b></p> 	<p><b>Gloster Fancy</b></p> 
<p><b>Crest</b></p> 	<p><b>Lancashire</b></p> 	<p><b>Ireland</b></p> <p><b>Irish Fancy</b></p> 
<p><b>Lizard</b></p> 	<p><b>London Fancy</b></p> 	

## Italy

<p><b>AGI</b></p> 	<p><b>Padovan</b></p> 	<p><b>Fiorino</b></p> 
<p><b>Gibber Italicus</b></p> 	<p><b>Il Salentino</b></p>	<p><b>Rogetto</b></p> 

## Spain

<p>Raza Española</p> 	<p>Giboso Español</p> 	<p>Melado Tinerfeño</p> 
<p>Llarguet Español</p> 	<p>Giraldillo Sevillano</p> 	

## Germany

<p>Munichois</p> 	<p>German Crested</p> 	<p>Mehringer</p> 
	<p>Rheinländer</p> 	

## France

<p>Parisian Frill</p> 	<p>Northern Frill</p> 	<p>Southern Frill</p> 
---	---	---



## Switzerland

Swiss Frill



Bernois



## Belgium

Bossu Belge



## Japan / Belgium

Japanese Hoso



## Portuguese

Portuguese Harlequin



# Shape and Size

## Characteristics

Typical shape and size of the variety according to the standard

## Penalizing defects not corresponding to the standard of the breed:

- Size: smaller or larger
- Head: flattened or too small, or on the contrary too large and heavy in proportion to the body
- Back: concave or convex not corresponding to the breed standard
- Chest: flat or narrow or prominent and massive
- Trunk: too thin or too massive
- Legs: too long with a thin tibia and visible thighs, or too short or covered with plumage from the abdomen

## A way of measuring the size of a canary

- For breeds of "normal" position; will be measured by the existing distance between the top of the head and the tip of the tail.
- For breeds with an "angular" position; it is the sum of the lengths from the tip of the beak to the highest part of the shoulders plus the length of the beak to the tip of the tail.
- For "elliptical" breeds; it is the sum of the lengths formed from the tip of the beak to the shoulders, from there to the base of the tail and from there to the tip of the tail.
- For 'bowed' breeds, this is the length of the arc from the top of the head to the tip of the tail





# Florida Canary Fanciers

The Florida Canary Fanciers also hosts a Facebook group where folks interested in canaries can interact and post photos, questions, and comments on numerous canary-related topics.

Members of this group are encouraged to ask questions, enjoy conversations, and share experiences. You do not have to be a member of the Florida Canary Fanciers club in order to be a member of the Facebook group.

We also have a mentorship program through the Facebook group to connect individuals who need help in understanding any aspect of the hobby with a mentor who has expertise in that area. This mentorship between group members builds friendships, shares knowledge, and helps each other be successful in the hobby.



• Visit our Facebook Group at: [www.facebook.com/groups/FCF.INC/](https://www.facebook.com/groups/FCF.INC/)



# Divisions 2, 3, and 4 :

## Colorbred Canaries

### Division 2: Colorbred Lipochrome

Section 1—Intensive Red

Section 2—Frost Red

Section 3—Intensive Yellow

Section 4—Frost Yellow

Section 5—White Ground, Dominant or Recessive

Section 6—Ivory

Section 7—Mosaic Male

Section 8—Mosaic Female

### Division 3: Colorbred Classic Melanin

Section 1—Black Intensive Red (Including Ivory)    Section 2—Black Frost Red (Including Ivory)

Section 3—Brown Red (Including Ivory)    Section 4—Agate Red & Isabel Red (Including Ivory)

Section 5—Black Intensive Yellow (Including Ivory)    Section 6—Black Frost Yellow (Including Ivory)

Section 7—Brown Yellow (Including Ivory)    Section 8—Agate Yellow & Isabel Yellow (Including Ivory)

Section 9—Black White    Section 10—Brown White    Section 11—Agate White & Isabel White

Section 12—Classic Melanin Mosaic Male    Section 13—Classic Melanin Mosaic Female

### Division 4: Colorbred New Color Melanin

Section 1—Opal—All Ground Colors

Section 2—Ino All Ground Colors

Section 3—Satinette—All Ground Colors

Section 4—Pastel—All Ground Colors

Section 5—Red & Yellow Melanin Mosaic Male

Section 6—Red & Yellow Melanin Female

Section 7—Melanin New Mutations

**LIPOCHROME COLORBRED CANARIES**

(All Clear Birds, No Melanin)

Recommended by the National Colorbred Association

Lipochrome color.....	50 pts.
Position.....	10 pts.
Size.....	10 pts.
Conformation.....	10 pts.
Feather.....	15 pts.
Condition.....	5 pts.
<b>TOTAL</b>	<b>100 pts.</b>

**MELANIN COLORBRED CANARIES**

**CLASSIC CANARIES**

Recommended by the National Colorbred Association

Melanin Pigment.....	30 pts.
Ground Color.....	20 pts.
Position.....	10 pts.
Size.....	10 pts.
Conformation.....	10 pts.
Feather.....	15 pts.
Condition.....	5 pts.
<b>TOTAL</b>	<b>100 pts.</b>


**MELANIN COLORBRED**

**NEW COLOR CANARIES**

**NEW COLOR MELANIN CANARIES**

Recommended by the National Colorbred Association

Melanin Pigment.....	30 pts.
Ground Color.....	20 pts.
Position.....	10 pts.
Size.....	10 pts.
Conformation.....	10 pts.
Feather.....	15 pts.
Condition.....	5 pts.
<b>TOTAL</b>	<b>100 pts.</b>



# Official Colorbred Score Sheet

## OFFICIAL COLORBRED SCORE SHEET

DATE \_\_\_\_\_ CAGE NO. \_\_\_\_\_  
SHOW \_\_\_\_\_  
BREED \_\_\_\_\_  
COLOR \_\_\_\_\_  
DIVISION \_\_\_\_\_ SECTION \_\_\_\_\_ CLASS \_\_\_\_\_  
CITY \_\_\_\_\_ PROV. \_\_\_\_\_

### AWARDING OF POINTS

COLOR	REMARKS
LIPOCHROME (max.50) _____ Pts.	
or MELANIN FORMING PIGMENT (30)	
(max.50) _____ Pts.	
GROUND COLOR (20)	
POSITION (max.10) _____ Pts.	
CONFORMATION (max.10) _____ Pts.	
SIZE (max.10) _____ Pts.	
FEATHERING (max.15) _____ Pts.	
CONDITION (max.5) _____ Pts.	
TOTAL AWARDED _____ Pts.	

\_\_\_\_\_  
JUDGE'S SIGNATURE

JUDGES'S COMMENTS

\_\_\_\_\_  
\_\_\_\_\_  
\_\_\_\_\_

# Colorbred Judge Robert Trincado



Greetings to all bird enthusiasts and exhibitors.

My name is Robert Trincado, and it is with great pleasure that I have been selected to judge your show.

I have been breeding colorbred canaries since the early seventies and have

Completed with much success in many shows in the United States

And Puerto Rico in all colorbred categories. I have

Judged many shows in the US., Canada

And Puerto Rico and I look forward to

Judging your show as well as getting to

Meet you all. Best Wishes to All!



## Division 2 – Colorbred Lipochrome

### Class

#### Section 1 – Intense Red

101	Intense Red
102	Intense Rubino

#### Section 2 – Frost Red

201	Frost Red
202	Frost Rubino

#### Section 3 – Intense Yellow

301	Intense Yellow
302	Intense Lutino

#### Section 4 – Frost Yellow

401	Frost Yellow
402	Frost Lutino

#### Section 5 – White Ground, Dominant or Recessive

501	White Dominant
502	White Recessive
503	Albino (Dominant or Recessive)

#### Section 6 – Ivory

601	Intense Red Ivory
602	Frost Red Ivory
603	Intense or Frost Red Ivory White Wing
604	Intense or Frost Rubino Ivory
605	Intense Yellow Ivory
606	Frost Yellow Ivory
607	Intense or Frost Yellow Ivory White Wing
608	Intense or Frost Lutino Ivory

#### Section 7 – Mosaic Male

701	Mosaic Red Male
702	Mosaic Red Ivory Male
703	Mosaic Rubino Male
704	Mosaic Yellow Male
705	Mosaic Yellow Ivory Male
706	Mosaic Lutino Male

#### Section 8 – Mosaic Female

801	Mosaic Red Female
802	Mosaic Red Ivory Female
803	Mosaic Rubino Female
804	Mosaic Yellow Female
805	Mosaic Yellow Ivory Female
806	Mosaic Lutino Female



## **Division 3 – Colorbred Classic Melanin**

### Class

#### **Section 1 – Black Intense Red (Including Ivory)**

101	Black Intense Red
102	Black Intense Red Ivory

#### **Section 2 – Black Frost Red (Including Ivory)**

201	Black Frost Red
202	Black Frost Red Ivory

#### **Section 3 – Brown Red (Including Ivory)**

301	Brown Intense Red
302	Brown Frost Red
303	Brown Intense or Frost Red Ivory

#### **Section 4 – Agate Red & Isabel Red (Including Ivory)**

401	Agate Intense Red
402	Agate Frost Red
403	Agate Intense or Frost Red Ivory
404	Isabel Intense Red
405	Isabel Frost Red
406	Isabel Intense or Frost Red Ivory

#### **Section 5 – Black Intense Yellow (Including Ivory)**

501	Black Intense Yellow
502	Black Intense Yellow Ivory

#### **Section 6 – Black Frost Yellow (Including Ivory)**

601	Black Frost Yellow
602	Black Frost Yellow Ivory

#### **Section 7 – Brown Yellow (Including Ivory)**

701	Brown Intense Yellow
702	Brown Frost Yellow
703	Brown Intense or Frost Yellow Ivory

#### **Section 8 – Agate Yellow & Isabel Yellow (Including Ivory)**

801	Agate Intense Yellow
802	Agate Frost Yellow
803	Agate Intense or Frost Red Yellow
804	Isabel Intense Yellow
805	Isabel Frost Yellow
806	Isabel Intense or Frost Yellow Ivory

## Division 3 – Colorbred Classic Melanin

Class

### Section 9 – Black White

901 Black White

---

### Section 10 – Brown White

1001 Brown White

---

### Section 11 – Agate White & Isabel White

1101 Agate White

1102 Isabel White

---

### Section 12 – Classic Melanin Mosaics Male

1201 Black Mosaic Red Male; Black Mosaic Red Ivory Male

1202 Brown Mosaic Red Male; Brown Mosaic Red Ivory Male

1203 Agate Mosaic Red Male; Agate Mosaic Red Ivory Male

1204 Isabel Mosaic Red Male; Isabel Mosaic Red Ivory Male

---

1205 Black Mosaic Yellow Male; Black Mosaic Yellow Ivory Male

1206 Brown Mosaic Yellow Male; Brown Mosaic Yellow Ivory Male

1207 Agate Mosaic Yellow Male; Agate Mosaic Yellow Ivory Male

1208 Isabel Mosaic Yellow Male; Isabel Mosaic Yellow Ivory Male

---

### Section 13 – Classic Melanin Mosaics Female

1301 Black Mosaic Red Female; Black Mosaic Red Ivory Female

1302 Brown Mosaic Red Female; Brown Mosaic Red Ivory Female

1303 Agate Mosaic Red Female; Agate Mosaic Red Ivory Female

1304 Isabel Mosaic Red Female; Isabel Mosaic Red Ivory Female

---

1305 Black Mosaic Yellow Female; Black Mosaic Yellow Ivory Female

1306 Brown Mosaic Yellow Female; Brown Mosaic Yellow Ivory Female

1307 Agate Mosaic Yellow Female; Agate Mosaic Yellow Ivory Female

1308 Isabel Mosaic Yellow Female; Isabel Mosaic Yellow Ivory Female

---

## Division 4 – Colorbred New Color Melanin

Class

### Section 1 – Opal – All Ground Colors

101	Opal Black Intense or Frost Red; Opal Black Intense or Frost Red Ivory
102	Opal Black Intense or Frost Yellow; Opal Black Intense or Frost Yellow Ivory
103	Opal Black White
104	Opal Brown Intense or Frost Red; Opal Brown Intense or Frost Red Ivory
105	Opal Brown Intense or Frost Yellow; Opal Brown Intense or Frost Yellow Ivory
106	Opal Brown White
107	Opal Agate Intense or Frost Red; Opal Agate Intense or Frost Red Ivory
108	Opal Agate Intense or Frost Yellow; Opal Agate Intense or Frost Yellow Ivory
109	Opal Agate White
110	Opal Isabel Intense or Frost Red; Opal Isabel Intense or Frost Red Ivory
111	Opal Isabel Intense or Frost Yellow; Opal Isabel Intense or Frost Yellow Ivory
112	Opal Isabel White

### Section 2 – Ino – All Ground Colors

201	Ino Intense or Frost Red; Ino Intense or Frost Red Ivory
202	Ino Intense or Frost Yellow; Ino Intense or Frost Yellow Ivory
203	Ino White

### Section 3 – Satinette – All Ground Colors

301	Satinette Intense or Frost Red; Satinette Intense or Frost Red Ivory
302	Satinette Intense or Frost Yellow; Satinette Intense or Frost Yellow Ivory
303	Satinette White

### Section 4 – Pastel – All Ground Colors

401	Pastel Black Intense or Frost Red; Pastel Black Intense or Frost Red Ivory
402	Pastel Black Intense or Frost Yellow; Pastel Black Intense or Frost Yellow Ivory
403	Pastel Black White
404	Pastel Brown Intense or Frost Red; Pastel Brown Intense or Frost Red Ivory
405	Pastel Brown Intense or Frost Yellow; Pastel Brown Intense or Frost Yellow Ivory
406	Pastel Brown White
407	Pastel Agate Intense or Frost Red; Pastel Agate Intense or Frost Red Ivory
408	Pastel Agate Intense or Frost Yellow; Pastel Agate Intense or Frost Yellow Ivory
409	Pastel Agate White
410	Pastel Isabel Intense or Frost Red; Pastel Isabel Intense or Frost Red Ivory
411	Pastel Isabel Intense or Frost Yellow; Pastel Isabel Intense or Frost Yellow Ivory
412	Pastel Isabel White
413	Pastel Black Grey Wing Intense or Frost Red; Pastel Black Grey Wing Intense or Frost Red Ivory
414	Pastel Black Grey Wing Intense or Frost Yellow; Pastel Black Grey Wing Intense or Frost Yellow Ivory
415	Pastel Black Grey Wing White

## Division 4 – Colorbred New Color Melanin

Class

### **Section 5 – Red & Yellow Melanin Mosaic Male**

501	Black Pastel Mosaic Red Male; Black Pastel Mosaic Red Ivory Male
502	Black Pastel Mosaic Yellow Male; Black Pastel Mosaic Yellow Ivory Male
503	Black Grey Wing Mosaic Red Male; Black Grey Wing Mosaic Red Ivory Male
504	Black Grey Wing Mosaic Yellow Male; Black Grey Wing Mosaic Yellow Ivory Male
505	Agate Pastel Mosaic Red Male; Agate Pastel Mosaic Red Ivory Male
506	Agate Pastel Mosaic Yellow Male; Agate Pastel Mosaic Yellow Ivory Male
507	Brown Pastel Mosaic Red Male; Brown Pastel Mosaic Red Ivory Male
508	Brown Pastel Mosaic Yellow Male; Brown Pastel Mosaic Yellow Ivory Male
509	Isabel Pastel Mosaic Red Male; Isabel Pastel Mosaic Red Ivory Male
510	Isabel Pastel Mosaic Yellow Male; Isabel Pastel Mosaic Yellow Ivory Male
511	Satinette Mosaic Red Male; Satinette Mosaic Red Ivory Male
512	Satinette Mosaic Yellow Male; Satinette Mosaic Yellow Ivory Male
513	Agate Opal Mosaic Red Male; Agate Opal Mosaic Red Ivory Male
514	Agate Opal Mosaic Yellow Male; Agate Opal Mosaic Yellow Ivory Male
515	Brown Opal Mosaic Red Male; Brown Opal Mosaic Red Ivory Male
516	Brown Opal Mosaic Yellow Male; Brown Opal Mosaic Yellow Ivory Male
517	Ino Mosaic Red Male; Ino Mosaic Red Ivory Male
518	Ino Mosaic Yellow Male; Ino Mosaic Yellow Ivory Male
519	Topaz Mosaic Red Male; Topaz Mosaic Red Ivory Male
520	Topaz Mosaic Yellow Male; Topaz Mosaic Yellow Ivory Male
521	Onyx Mosaic Red Male; Onyx Mosaic Red Ivory Male
522	Onyx Mosaic Yellow Male; Onyx Mosaic Yellow Ivory Male
523	Phaeo Mosaic Red Male; Phaeo Mosaic Red Ivory Male
524	Phaeo Mosaic Yellow Male; Phaeo Mosaic Yellow Ivory Male
525	Eumo Mosaic Red Male; Eumo Mosaic Red Ivory Male
526	Eumo Mosaic Yellow Male; Eumo Mosaic Yellow Ivory Male
527	Black Cobalt Mosaic Red Male; Black Cobalt Mosaic Red Ivory Male
528	Black Cobalt Mosaic Yellow Male; Black Cobalt Mosaic Yellow Ivory Male
529	Brown Cobalt Mosaic Red Male; Brown Cobalt Mosaic Red Ivory Male
530	Brown Cobalt Mosaic Yellow Male; Brown Cobalt Mosaic Yellow Ivory Male
531	Agate Cobalt Mosaic Red Male; Agate Cobalt Mosaic Red Ivory Male
532	Agate Cobalt Mosaic Yellow Male; Agate Cobalt Mosaic Yellow Ivory Male
533	Black Jaspe Mosaic Red Male; Black Jaspe Mosaic Red Ivory Male
534	Black Jaspe Mosaic Yellow Male; Black Jaspe Mosaic Yellow Ivory Male
535	Brown Jaspe Mosaic Red Male; Brown Jaspe Mosaic Red Ivory Male
536	Brown Jaspe Mosaic Yellow Male; Brown Jaspe Mosaic Yellow Ivory Male
537	Agate Jaspe Mosaic Red Male; Agate Jaspe Mosaic Red Ivory Male
538	Agate Jaspe Mosaic Yellow Male; Agate Jaspe Mosaic Yellow Ivory Male

## Division 4 – Colorbred New Color Melanin

Class

### Section 6 – Red & Yellow Melanin Mosaic Female

601	Black Pastel Mosaic Red Female; Black Pastel Mosaic Red Ivory Female
602	Black Pastel Mosaic Yellow Female; Black Pastel Mosaic Yellow Ivory Female
603	Black Grey Wing Mosaic Red Female; Black Grey Wing Mosaic Red Ivory Female
604	Black Grey Wing Mosaic Yellow Female; Black Grey Wing Mosaic Yellow Ivory Female
605	Agate Pastel Mosaic Red Female; Agate Pastel Mosaic Red Ivory Female
606	Agate Pastel Mosaic Yellow Female; Agate Pastel Mosaic Yellow Ivory Female
607	Brown Pastel Mosaic Red Female; Brown Pastel Mosaic Red Ivory Female
608	Brown Pastel Mosaic Yellow Female; Brown Pastel Mosaic Yellow Ivory Female
609	Isabel Pastel Mosaic Red Female; Isabel Pastel Mosaic Red Ivory Female
610	Isabel Pastel Mosaic Yellow Female; Isabel Pastel Mosaic Yellow Ivory Female
611	Satinette Mosaic Red Female; Satinette Mosaic Red Ivory Female
612	Satinette Mosaic Yellow Female; Satinette Mosaic Yellow Ivory Female
613	Agate Opal Mosaic Red Female; Agate Opal Mosaic Red Ivory Female
614	Agate Opal Mosaic Yellow Female; Agate Opal Mosaic Yellow Ivory Female
615	Brown Opal Mosaic Red Female; Brown Opal Mosaic Red Ivory Female
616	Brown Opal Mosaic Yellow Female; Brown Opal Mosaic Yellow Ivory Female
617	Ino Mosaic Red Female; Ino Mosaic Red Ivory Female
618	Ino Mosaic Yellow Female; Ino Mosaic Yellow Ivory Female
619	Topaz Mosaic Red Female; Topaz Mosaic Red Ivory Female
620	Topaz Mosaic Yellow Female; Topaz Mosaic Yellow Ivory Female
621	Onyx Mosaic Red Female; Onyx Mosaic Red Ivory Female
622	Onyx Mosaic Yellow Female; Onyx Mosaic Yellow Ivory Female
623	Phaeo Mosaic Red Female; Phaeo Mosaic Red Ivory Female
624	Phaeo Mosaic Yellow Female; Phaeo Mosaic Yellow Ivory Female
625	Eumo Mosaic Red Female; Eumo Mosaic Red Ivory Female
626	Eumo Mosaic Yellow Female; Eumo Mosaic Yellow Ivory Female
627	Black Cobalt Mosaic Red Female; Black Cobalt Mosaic Red Ivory Female
628	Black Cobalt Mosaic Yellow Female; Black Cobalt Mosaic Yellow Ivory Female
629	Brown Cobalt Mosaic Red Female; Brown Cobalt Mosaic Red Ivory Female
630	Brown Cobalt Mosaic Yellow Female; Brown Cobalt Mosaic Yellow Ivory Female
631	Agate Cobalt Mosaic Red Female; Agate Cobalt Mosaic Red Ivory Female
632	Agate Cobalt Mosaic Yellow Female; Agate Cobalt Mosaic Yellow Ivory Female
633	Black Jaspe Mosaic Red Female; Black Jaspe Mosaic Red Ivory Female
634	Black Jaspe Mosaic Yellow Female; Black Jaspe Mosaic Yellow Ivory Female
635	Brown Jaspe Mosaic Red Female; Brown Jaspe Mosaic Red Ivory Female
636	Brown Jaspe Mosaic Yellow Female; Brown Jaspe Mosaic Yellow Ivory Female
637	Agate Jaspe Mosaic Red Female; Agate Jaspe Mosaic Red Ivory Female
638	Agate Jaspe Mosaic Yellow Female; Agate Jaspe Mosaic Yellow Ivory Female

## Division 4 – Colorbred New Color Melanin

Class

### Section 7 – Melanin New Mutations

701	Topaz Intense or Frost Red; Topaz Intense or Frost Red Ivory
702	Topaz Intense or Frost Yellow; Topaz Intense or Frost Yellow Ivory
703	Topaz White
704	Onyx Intense or Frost Red; Onyx Intense or Frost Red Ivory
705	Onyx Intense or Frost Yellow; Onyx Intense or Frost Yellow Ivory
706	Onyx White
707	Phaeo Intense or Frost Red; Phaeo Intense or Frost Red Ivory
708	Phaeo Intense or Frost Yellow; Phaeo Intense or Frost Yellow Ivory
709	Phaeo White
710	Eumo Intense or Frost Red; Eumo Intense or Frost Red Ivory
711	Eumo Intense or Frost Yellow; Eumo Intense or Frost Yellow Ivory
712	Eumo White
713	Black Cobalt Intense or Frost Red; Black Cobalt Intense or Frost Red Ivory
714	Black Cobalt Intense or Frost Yellow; Black Cobalt Intense or Frost Yellow Ivory
715	Black Cobalt White
716	Brown Cobalt Intense or Frost Red; Brown Cobalt Intense or Frost Red Ivory
717	Brown Cobalt Intense or Frost Yellow; Brown Cobalt Intense or Frost Yellow Ivory
718	Brown Cobalt White
719	Agate Cobalt Intense or Frost Red; Agate Cobalt Intense or Frost Red Ivory
720	Agate Cobalt Intense or Frost Yellow; Agate Cobalt Intense or Frost Yellow Ivory
721	Agate Cobalt White
722	Black Jaspe Intense or Frost Red; Black Jaspe Intense or Frost Red Ivory
723	Black Jaspe Intense or Frost Yellow; Black Jaspe Intense or Frost Yellow Ivory
724	Black Jaspe White
725	Brown Jaspe Intense or Frost Red; Brown Jaspe Intense or Frost Red Ivory
726	Brown Jaspe Intense or Frost Yellow; Brown Jaspe Intense or Frost Yellow Ivory
727	Brown Jaspe White
728	Red Siskin Cross
729	Any Other Color

# Colorbred Colors



Lipochromic Canaries



Black Canaries



Brown Canaries



Agate Canaries

# Colorbreds



Isabel Canaries



Pastel Canaries



Opal Canaries



Phaeo Ino Canaries



# Colorbreds



Satinette Canaries



Gray Wings Canaries



Topaz Canaries

## Finch and Softbill Judge

Gene Perez



I've been keeping and breeding finches since I was a little kid in Cuba. I love all kinds of finches, but I'm especially into zebra finches, show quality Gouldian's, Euro Society and Brazilian Red Crested Cardinals. I love working with all the mutations and the challenge in making a heavy mutation bird a show bird.



NATIONAL FINCH & SOFTBILL SOCIETY



# National Finch and Softbill Society Membership Application

**Please print clearly**

Primary Member First & Last Name \_\_\_\_\_

Primary Member's Email Address \_\_\_\_\_

Dual Member's First & Last Name \_\_\_\_\_

Dual Member's Email Address \_\_\_\_\_

Mailing address \_\_\_\_\_

City \_\_\_\_\_ State \_\_\_\_\_ Zip \_\_\_\_\_ Country \_\_\_\_\_

Area code \_\_\_\_\_ Phone \_\_\_\_\_ *(in case we have questions)*

New Membership     
  Renewal     
  Junior Membership *(for children 6 to 18 yrs.)*  
 Date of Birth: \_\_\_\_/\_\_\_\_/\_\_\_\_

If renewal list your NFSS# \_\_\_\_\_ If dual, 2nd NFSS# \_\_\_\_\_

Aviary Name \_\_\_\_\_

How did you hear about us? \_\_\_\_\_

Check here to receive:     Advertising Packet     Club Affiliation Packet Application

Application date \_\_\_\_/\_\_\_\_/\_\_\_\_ Check# \_\_\_\_\_

Number of yrs.	Single USA	Dual USA	Junior USA	Foreign**
1 →	30.00	35.00	10.00	42.00
3 →	85.00	99.00		
5 →	140.00	165.00		
Lifetime →	600.00	1100.00		

**\*\*Foreign members wishing to receive the Journal electronically instead of by mail, may join/renew at the US rates.**

Please print this application out and mail with check or money order [US Funds]  
*Make Check Payable to NFSS and Mail Application to:*

Sara Roberts, NFSS Treasurer - 720 Live Oak Lane - Pinole, Ca. 94564 - USA

## Division 5

### Finch and Softbill Sections and Classes



#### National Finch and Softbill Society Approved Show Classifications

Updated 02/2017

##### For Exhibitors and Affiliated Clubs:

All finch and softbill entries must be supplied by the exhibitors with appropriate food and water. No drinker or waterers are to be removed from cages during judging. Local show officials must not allow the exhibition of federally or locally illegal entries.

##### Young Class

##### Old Class

#### SECTION ONE – SOFTBILLS

##### Nectarines

100	Hummingbirds	101
102	<u>Dacnis</u>	103
104	Sunbirds	105
106	Honeycreepers/Sugarbirds	107
108	White Eyes ( <u>Zosterops</u> )	109
110	Bananaquits	111
112	Any Other Variety (AOV)	113

##### Mynah Birds

114	Indian Hill Mynahs	115
116	Dumont Mynah	117
118	Pagoda Mynah	119
120	Any Other Variety (AOV)	121

##### Small Softbills

122	Starlings	123
124	Bulbuls	125
126	Pekin Robin	127
128	Silver-eared <u>Mesias</u>	129
130	Thrushes	131
132	Tanagers	133
134	Leaf birds	135
136	Barbets	137
138	Any Other Variety (AOV)	139

##### Large Softbills

140	Toucans	141
142	<u>Toucanettes</u>	143
144	Touracos	145
146	Jays & Magpies	147
148	Hornbills	149
150	Any Other Variety (AOV)	151

**Young Class****Old Class****SECTION TWO – ZEBRA FINCHES****Normal Zebra**

200	Normal Gray Cock	201
202	Normal Gray Hen	203

**Fawn Zebra**

204	Fawn Cock	205
206	Fawn Hen	207

**Chestnut Flanked White Zebra**

208	Chestnut-flanked White Cock	209
210	Chestnut-flanked White Hen	211
212	Chestnut Flanked Continental Cock	213
214	Chestnut Flanked Continental Hen	215

**Other Variety Zebras**

216	White	217
218	Pied	219
220	Dominant Silver	221
222	Dominant Cream	223
224	Penguin	225
226	Light back	227

**Rarer Variety Zebras**

228	Black-breasted	229
230	Orange-breasted	231
232	Crested, any color	233
234	Black-faced	235
236	Black Cheeked	237
238	Gray / Fawn Cheeked	239
240	<u>Phaeo</u>	241
242	Florida Fancy	243
244	Any Other Variety (AOV)	245

**SECTION THREE – GOULDIAN FINCHES**

Enter bird in highest class number that covers any of the bird's visible features

**Normal Gouldian**

300	Red-headed Normal Cock	301
302	Red-headed Normal Hen	303
304	Black-headed Normal Cock	305
306	Black-headed Normal Hen	307
308	Orange-headed Normal Cock	309
310	Orange-headed Normal Hen	311

**Young Class****Old Class****Normal Gouldian with Other Color Breast**

312	Red-headed Normal with White Breast	313
314	Black-headed Normal with White Breast	315
316	Orange-headed Normal with White Breast	317
318	Normal Gouldian with Other color Breast	319

**Yellow Bodied Gouldian**

320	Yellow Bodied with Purple Breast	321
322	Yellow Bodied with White Breast	323
324	Yellow Bodied with Other Color Breast	325

**Blue Bodied Gouldian**

326	Blue Bodied Gouldian	327
-----	----------------------	-----

**Any Other Variety**

328	Dilute	329
330	Silver	331
332	Any Other Variety (AOV)	333

**SECTION FOUR – OTHER AUSTRALIAN FINCHES****Pintailed Type**

400	Normal <u>Shafftail</u>	401
402	Mutation <u>Shafftail</u>	403
404	Masked	405
406	Parsons	407
408	Any Other Variety (AOV)	409

**Grass finches**

410	Diamond Sparrow	411
412	Mutation Diamond Sparrow	413
414	Cherry Finch ( <u>Plumhead</u> )	415
416	Bicheno (Owl)	417
418	Star Finch	419
420	Mutation Star Finch	421
422	Painted	423
424	Crimson (blood Finch)	425
426	Any Other Variety (AOV)	427

**Waxbill/ Mannikin**

428	Chestnut-breasted	429
430	<u>Pictorella</u>	431
432	Any Other Variety (AOV)	433

**SECTION FIVE – INDO-PACIFIC FINCHES****Parrot Finches**

**Young Class****Old Class**

500	Red-throated	501
502	Blue-faced	503
504	<u>Peales</u>	505
506	Tri-colored (Forbes)	507
508	Red-eared (Mt. <u>Katanglad</u> )	509
510	<u>Pintailed</u> (Nonpareil)	511
512	Any Other Variety (AOV)	513

**Java Rice Birds**

514	Normal Gray	515
516	White	517
518	Pied (Calico)	519
520	Cinnamon	521
522	Any Other Variety (AOV)	523

**Finches of India and Indonesia**

524	Indian <u>Silverbills</u>	525
526	Spice	527
528	Strawberry	529
530	Green Avadavat	531
532	White-hooded Nun	533
534	Pallid Nun	535
536	Black-hooded Nun	537
538	Tricolor Nun	539
540	Timor Zebra	541
542	Any Other Variety (AOV)	543

**SECTION SIX – SOCIETY FINCHES****American Chocolate Society**

600	Chocolate – Self	601
602	Chocolate and White	603
604	Dilute Chocolate	605

**American Chestnut Society**

606	Chestnut – Self	607
608	Chestnut and White	609
610	Dilute Chestnut	611

**American Fawn Society**

612	Fawn – Self	613
614	Fawn and White	615
616	Dilute Fawn	617

**American Solid White**

618	Solid White	619
-----	-------------	-----

**American Crested Society**

620	Chocolate Crested	621
622	Chestnut Crested	623

Young Class		Old Class
624	Fawn Crested	625
626	White Crested	627
	<b>Any Other Variety American Society</b>	
628	Any Other Variety (AOV)	629
	<b>European Society</b>	
630	Euro Chocolate	631
632	Euro Chestnut	633
634	Euro Fawn	635
636	Euro Grey (Choc, Chestnut, Fawn)	637
638	Dilutes (all)	639
640	Clearwings (all)	641
642	<u>Ino (Creamino, Grayino)</u>	643
644	Albino	645
	<b>Japanese Society</b>	
646	Pearl	647
648	Crested	649
650	Frilled (all)	651
652	Combination (Crested, Chest or Neck-Frilled)	653
	<b>Any Other Variety European or Japanese Society</b>	
654	Any Other Variety (AOV)	655
	<b>SECTION SEVEN – EUROPEAN FINCHES</b>	
	<b>European Finches</b>	
700	European Goldfinch	701
702	Chaffinch	703
704	Greenfinch	705
706	Linnet	707
708	European Siskin	709
710	Any Other Variety (AOV)	711
	<b>SECTION EIGHT – FINCHES OF AFRICA</b>	
	<b>Small Waxbills</b>	
800	Gold-breasted	801
802	Orange-cheeked	803
804	Red-eared	805
806	St. Helena	807
808	Firefinch	809
810	Lavender	811
812	Aurora (Crimson-winged <u>Pytilia</u> )	813
814	Yellow-winged <u>Pytilia</u>	815
816	Any Other Variety (AOV)	817



**Young Class****Old Class****Large Waxbills**

818	Cordon Bleu	819
820	Blue-capped	821
822	Black Cheeked Waxbill	823
824	Melba	825
826	Violet-eared	827
828	Purple Grenadier	829
830	Any Other Variety (AOV)	831

**Twinspots**

832	Dusky	833
834	<u>Dybowski's</u>	835
836	Green-backed	837
838	Peter's	839
840	Any Other Variety (AOV)	841

**Mannikins**

842	Bronze-winged	843
844	Magpie	845
846	<u>Silverbills</u>	847
848	Pearl-headed <u>Amadine (Silverbills)</u>	849
850	Cutthroat	851
852	Red-headed Finch	853
854	Blue-billed (Black and White)	855
856	Any Other Variety (AOV)	857

**Weavers and Whydah**

858	Napoleon Weaver	859
860	Orange Bishop Weaver	861
862	Scaly-crowned Weaver	863
864	Any Other Variety (AOV) Weaver	865
866	<u>Pintailed Whydah</u>	867
868	Paradise Whydah	869
870	<u>Combassou</u>	871
872	Queen Whydah	873
874	Red-throated Whydah	875
876	Fisher's Whydah	877
878	Any Other Variety (AOV) Whydah	879

**Serins**

880	Green Singing	881
882	Gray Singing	883
884	<u>Yellow-rumped</u>	885
886	St. Helena Seedeater	887
888	Any Other Variety (AOV)	889

**Buntings of Africa**

890	All Buntings of Africa	891
-----	------------------------	-----

**Young Class****Old Class****SECTION NINE – FINCHES OF AMERICAS**

	<b>Buntings of the Americas</b>	
900	All Buntings of the Americas	901
	<b>Siskins</b>	
902	Black-headed Siskin	903
904	Any Other Variety (AOV)	905
	<b>Small Finches of the Americas</b>	
906	Cuban Melodious	907
908	Blue-black Grassquit (Jacarini)	909
910	Chestnut Bellied Seed eater	911
912	Chestnut Throated Seed eater	913
914	Black-white Seed eater	915
916	Parrot Billed Seed eater	917
918	Any Other Variety (AOV)	919
	<b>Larger Finches of the Americas</b>	
920	Rufous-collared	921
922	White – collared	923
924	Saffron	925
926	Crimson Pileated	927
928	Black-crested Finch	929
930	Variable Seed eater	931
932	Any Other Variety (AOV)	933
	<b>Cardinals</b>	
934	Red-Crested (Brazilian)	935
936	Green	937
938	Pope	939
940	Yellow-billed	941
942	Any Other Variety (AOV)	943

**SECTION TEN – DOVES AND QUAIL**

	<b>Dove and Quail</b>	
1000	Normal Diamond Doves	1001
1002	Mutation Diamond Doves	1003
1004	Cape Doves	1005
1006	Green-winged Doves	1007
1008	Zebra Doves	1009
1010	Normal Ring-necked Doves	1011
1012	Mutation Ring-necked Doves	1013
1014	Button Quail	1015
1016	Any Other Variety (AOV)	1017

Young Class

Old Class

**SECTION ELEVEN – PAIRS**

<b>All Softbill Pairs</b>		
1100	Softbill Pairs	1101
<b>All Finch Pairs</b>		
1102	Zebra Pairs	1103
1104	Gouldian Pairs	1105
1106	All Other Australian Pairs	1107
1108	Indo-Pacific Pairs	1109
1110	Society Pairs	1111
1112	European Pairs	1113
1114	African Pairs	1115
1116	Finches of the Americas Pairs	1117
<b>All Dove and Quail Pairs</b>		
1118	Dove and Quail Pairs	1119

**NOVICE AWARDS:**

**An exhibitor who has not placed three times in the top ten in the Finch and Softbill Division at a show(s) judged by an NFSS judge is a Novice Exhibitor for NFSS purposes. Novice places an “N” in the upper right corner of the cage tag.**

**JUNIOR AWARDS**

**An exhibitor who is 16 years or younger is a Junior Exhibitor for NFSS purposes. Junior places a “Jr” in the upper right corner of the cage tag.**

## Points Schedule

Please keep in mind that in order for a softbill, finch or dove to attain points, it must be closed-banded with an NFSS or cross-registered band, and have been judged by a NFSS Panel Judge against all the birds in the Finch and Softbill Division. **Points will not be allowed in a specialty show where finches are not judged against softbills or other birds within the division.**

National Finch and Softbill Society										
Points Schedule										
Entries	1st	2nd	3rd	4th	5th	6th	7th	8th	9th	10th
11-20	3	2	1							
21-30	4	3	2	1						
31-40	5	4	3	2	1					
41-50	6	5	4	3	2	1				
51-60	7	6	5	4	3	2	1			
61-70	8	7	6	5	4	3	2	1		
71-80	9	8	7	6	5	4	3	2	1	
81-90	10	9	8	7	6	5	4	3	2	1
91-100	11	10	9	8	7	6	5	4	3	2
101-110	12	11	10	9	8	7	6	5	4	3
111-120	13	12	11	10	9	8	7	6	5	4
121-130	14	13	12	11	10	9	8	7	6	5
131-140	15	14	13	12	11	10	9	8	7	6
141-150	16	15	14	13	12	11	10	9	8	7
151-160	17	16	15	14	13	12	11	10	9	8
161-170	18	17	16	15	14	13	12	11	10	9
171-180	19	18	17	16	15	14	13	12	11	10
181-190	20	19	18	17	16	15	14	13	12	11
191-200	21	20	19	18	17	16	15	14	13	12
201-210	22	21	20	19	18	17	16	15	14	13
211>	23	22	21	20	19	18	17	16	15	14

Points Revision 01/23/2015



Florida  
Canary  
Fanciers

# Application For Membership

Name: \_\_\_\_\_  
 Address: \_\_\_\_\_  
 City/State/Zip: \_\_\_\_\_  
 Phone Number: \_\_\_\_\_  
 Email Address: \_\_\_\_\_

I am a:

- New Member       Renewing Member

I currently :

- Own canaries (How many? \_\_\_\_\_)  
 Breed and Raise Canaries  
 Show Canaries

What breeds do you have?

\_\_\_\_\_

**Bands Required**

A person must have paid their membership fee in order to receive that years FCF bands.  
 For Personalized bands please contact Dino Potestad.

**\$40.00 Annual Dues**  
 New Members ProRated as follows for 1st year:

Jan-Mar	\$40
Apr-Jun	\$30
Jul-Sep	\$20
Oct-Dec	\$40*

\*(includes next calendar year)

Optional  
**FCF Club Bird Bands**  
**Sold in packages of 25 Bands for \$15.00**

FCF Bands can be purchased by FCF members only. They are available at the annual show or can be mailed to you with \$3.00 added for postage.

Each package contains multiples of 25 bands

	Number Ordered	Price	Amount Due
Bands - 3.2mm		\$15 each package of 25	\$
Bands - 2.7mm		\$15 each package of 25	\$
FCF Membership	(See above for Fees/ProRated amounts)		\$
Postage (if bands are to be mailed to you)		\$ 3.00	\$
		<b>Total Amount Due:</b>	\$

If using U.S. Postal Service, send this completed application with a check or money order made payable to Florida Canary Fanciers for the membership fee to the address below.

You can also complete this application electronically, and send to the email address shown. Payment can be made electronically through Zelle to: [fcfmembership.bands@gmail.com](mailto:fcfmembership.bands@gmail.com)  
 If you are ordering bands, also include amount due for bands plus \$3.00 for postage.

**Dino Potestad,**  
*FCF Membership & Bird Band Manager*  
**4558 Baler Trails Drive**  
**Saint Cloud, FL 34772**

For Internal Use Only  
 Facebook/Website



# protein<sup>®</sup> egg food

dietary supplement

MADE WITH REAL EGGS!



- Protected Probiotics
- DHA Omega-3
- Great For Moulting

Higgins Protein Egg Food provides companion birds with an excellent source of protein derived from both animal and plant sources. Companion bird foods that do not contain animal proteins can be deficient in the necessary amino acids, methionine and lysine. Protein Egg Food is natural (with added vitamins and minerals) and made with baked whole eggs, whole grain bread crumbs and honey. Protein Egg Food is also great as a nestling food and during moulting. Higgins Protein Red Egg Food has added Beta-Carotene to assist in maintaining your red factor canary's unique color. Higgins Protein Egg Food will also supplement your pet's diet with Vitamin A for immunity, Vitamins B12 & E for cell development, Vitamin D for bone and muscular development and Biotin for improved feathering.


**INGREDIENTS:** Ground Wheat, Wheat Flour, Eggs, German Millet, Oats, Sugar, Niger Seeds, Flaxseed, Dicalcium Phosphate, Chia Seeds, Honey, Brewer's Dried Yeast, Wheat Gluten, Calcium Carbonate, Salt, Algae Meal, DL-Methionine, L-Lysine, Potassium Chloride, Choline Chloride, Lecithin, wheat germ meal, mixed tocopherols (preservative), Rosemary Extract, Green Tea Extract, Vitamin A Supplement, Vitamin D3 Supplement, Vitamin E Supplement, Zinc Sulfate, Niacin, L-Ascorbyl-2-Polyphosphate (Source of Vitamin C), Ferrous Sulfate, Calcium Pentothenate, Thiamine Mononitrate, Copper Sulfate, Riboflavin Supplement, Pyridoxine Hydrochloride, Manganese Sulfate, Zinc Proteinate, Folic Acid, Calcium Iodate, Manganese Proteinate, Copper Proteinate, Biotin, Sodium Selenite, Cobalt Carbonate, Vitamin B12 Supplement, Turmeric, Natural Flavors, Dried Enterococcus Faecium Fermentation Product, Dried Lactobacillus Acidophilus Fermentation Product, Dried Lactobacillus Casei Fermentation Product.



protein<sup>®</sup>  
egg food

**GUARANTEED ANALYSIS:** Crude Protein - Min. 14.5% | Crude Fat - Min. 6.0% | Crude Fiber - Max. 2.0% | Moisture - Max. 8.0% | Vitamin A - Min. 10,000 IU/kg | Vitamin D<sub>3</sub> - Min. 750 IU/kg | Vitamin E - Min. 100 IU/kg | Biotin - Min. 0.1 mg/kg | Vitamin B12 - Min. 20 mg/kg | Ascorbic Acid (Vitamin C) - Min. 100 mg/kg | Omega-6 Fatty Acids - Min. 1.20% | Omega-3 Fatty Acids - Min. 0.30% | Docosahexaenoic Acid (DHA) - Min. 0.03% | Total Lactic Acid Bacteria - Min.  $2 \times 10^6$  cfu/g | Enterococcus Faecium, Lactobacillus Acidophilus, Lactobacillus Casei

**INGREDIENTS:** Ground Wheat, Wheat Flour, Eggs, German Millet, Oats, Sugar, Niger Seeds, Flaxseed, Dicalcium Phosphate, Chia Seeds, Honey, Brewer's Dried Yeast, Wheat Gluten, Calcium Carbonate, Salt, Algae Meal, Beta-Carotene, DL-Methionine, L-Lysine, Potassium Chloride, Choline Chloride, Lecithin, Wheat Germ Meal, Mixed Tocopherols (preservative), Rosemary Extract, Green Tea Extract, Vitamin A Supplement, Vitamin D3 Supplement, Vitamin E Supplement, Zinc Sulfate, Niacin, L-Ascorbyl-2-Polyphosphate (Source of Vitamin C), Ferrous Sulfate, Calcium Pentothenate, Thiamine Mononitrate, Copper Sulfate, Riboflavin Supplement, Pyridoxine Hydrochloride, Manganese Sulfate, Zinc Proteinate, Folic Acid, Calcium Iodate, Manganese Proteinate, Copper Proteinate, Biotin, Sodium Selenite, Cobalt Carbonate, Vitamin B12 Supplement, Turmeric, Natural Flavors, Dried Enterococcus Faecium Fermentation Product, Dried Lactobacillus Acidophilus Fermentation Product, Dried Lactobacillus Casei Fermentation Product.



protein<sup>®</sup>  
red egg food

**GUARANTEED ANALYSIS:** Crude Protein - Min. 14.5% | Crude Fat - Min. 6.0% | Crude Fiber - Max. 2.0% | Moisture - Max. 8.0% | Vitamin A - Min. 10,000 IU/kg | Vitamin D<sub>3</sub> - Min. 750 IU/kg | Vitamin E - Min. 100 IU/kg | Biotin - Min. 0.1 mg/kg | Vitamin B12 - Min. 20 mg/kg | Ascorbic Acid (Vitamin C) - Min. 100 mg/kg | Omega-6 Fatty Acids - Min. 1.20% | Omega-3 Fatty Acids - Min. 0.30% | Docosahexaenoic Acid (DHA) - Min. 0.03% | Total Lactic Acid Bacteria - Min.  $2 \times 10^6$  cfu/g | Enterococcus Faecium, Lactobacillus Acidophilus, Lactobacillus Casei

5-oz | Product # 32350 1.1-lb | Product # 32356 20-lb | Product # 70709



5-oz | Product # 32351 20-lb | Product # 70710



Higgins Premium Pet Foods 3198 NW 125th Street, Miami, FL 33167 | 800.878.2666 | HigginsPremium.com

Follow us @HigginsPremium



THE  
**FINCH**  
CONNECTIONS  
Food A Bird Supply

**p. 561.670.1481 | f. 561.743.9956**  
**www.thefinchconnections.com**  
**info@thefinchconnections.com**



- Completely and correctly meets nutritional needs of birds during molting
- Products naturally improve and maximize lipochrome colors expressed on feathers
- Provides the needed nutritional complement to obtain exceptionally well colored champion birds

Read and follow label directions

